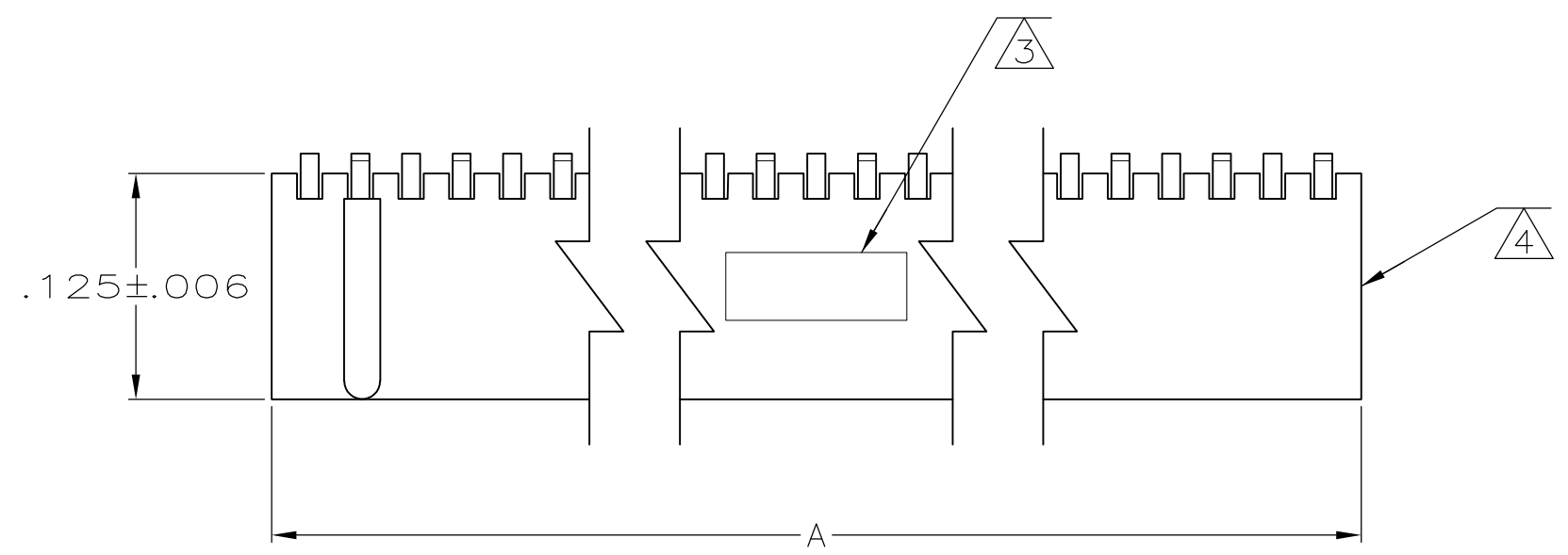
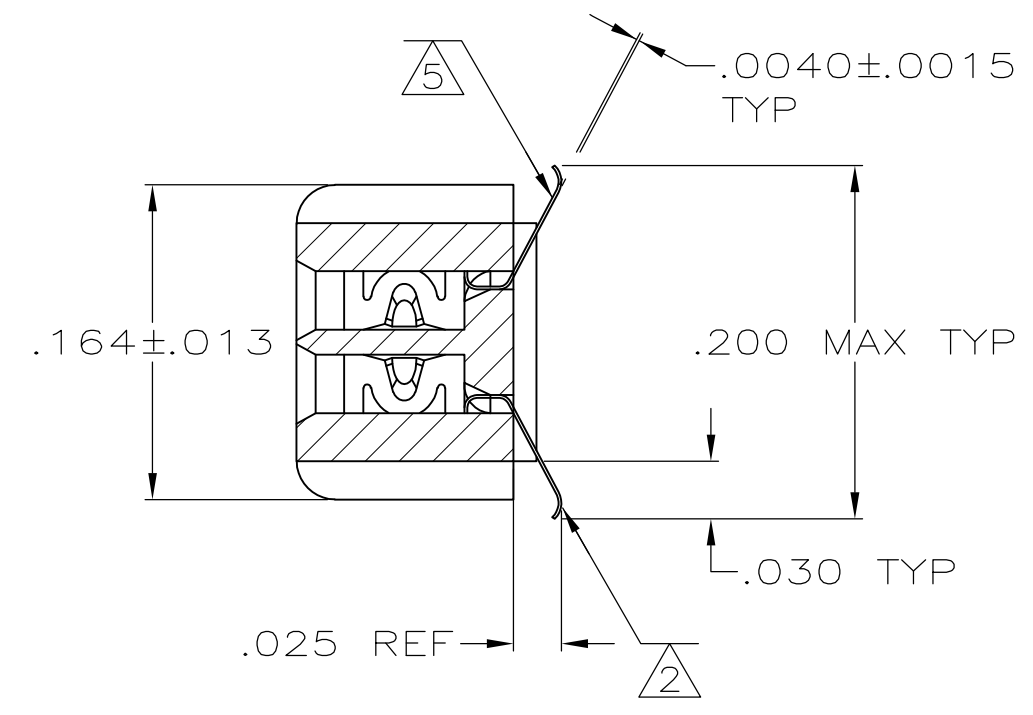
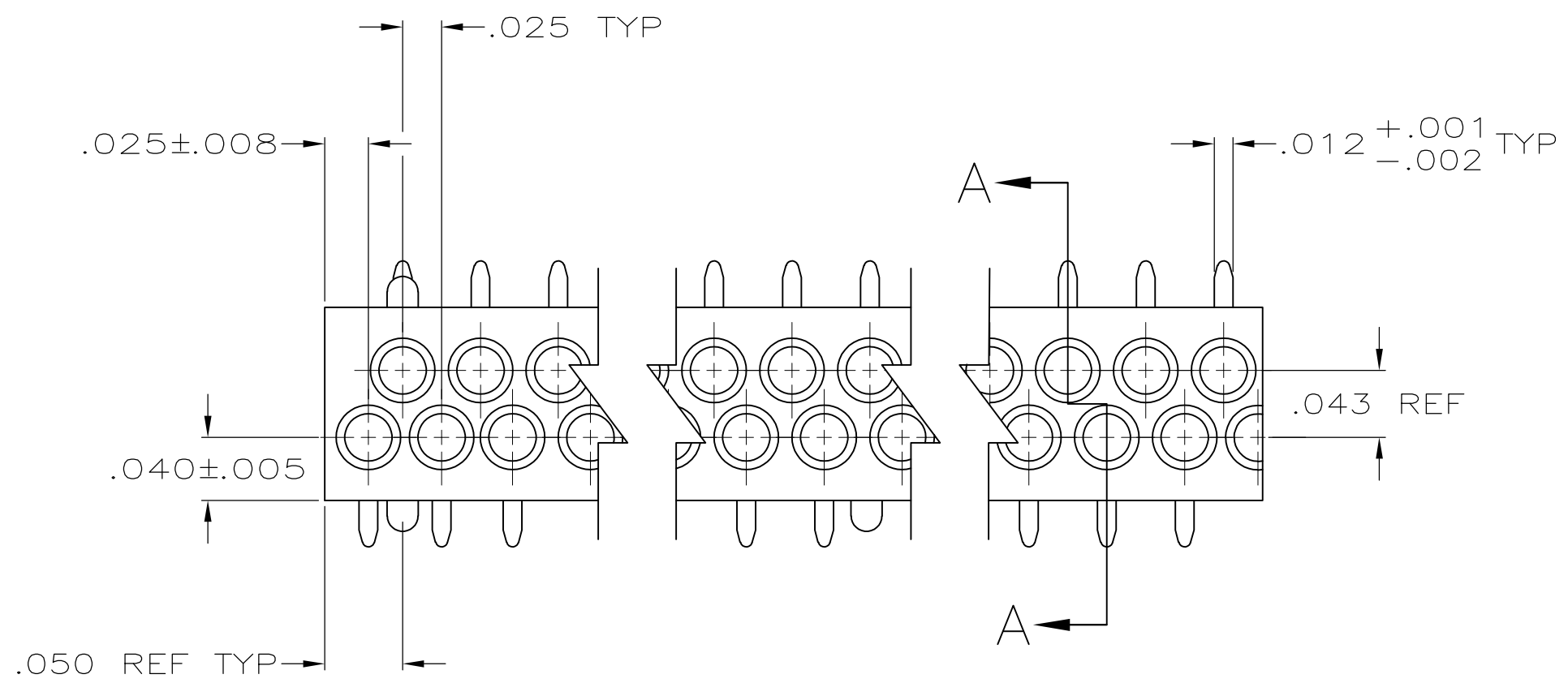


THIS DRAWING IS UNPUBLISHED. RELEASED FOR PUBLICATION
 © COPYRIGHT - By - ALL RIGHTS RESERVED.

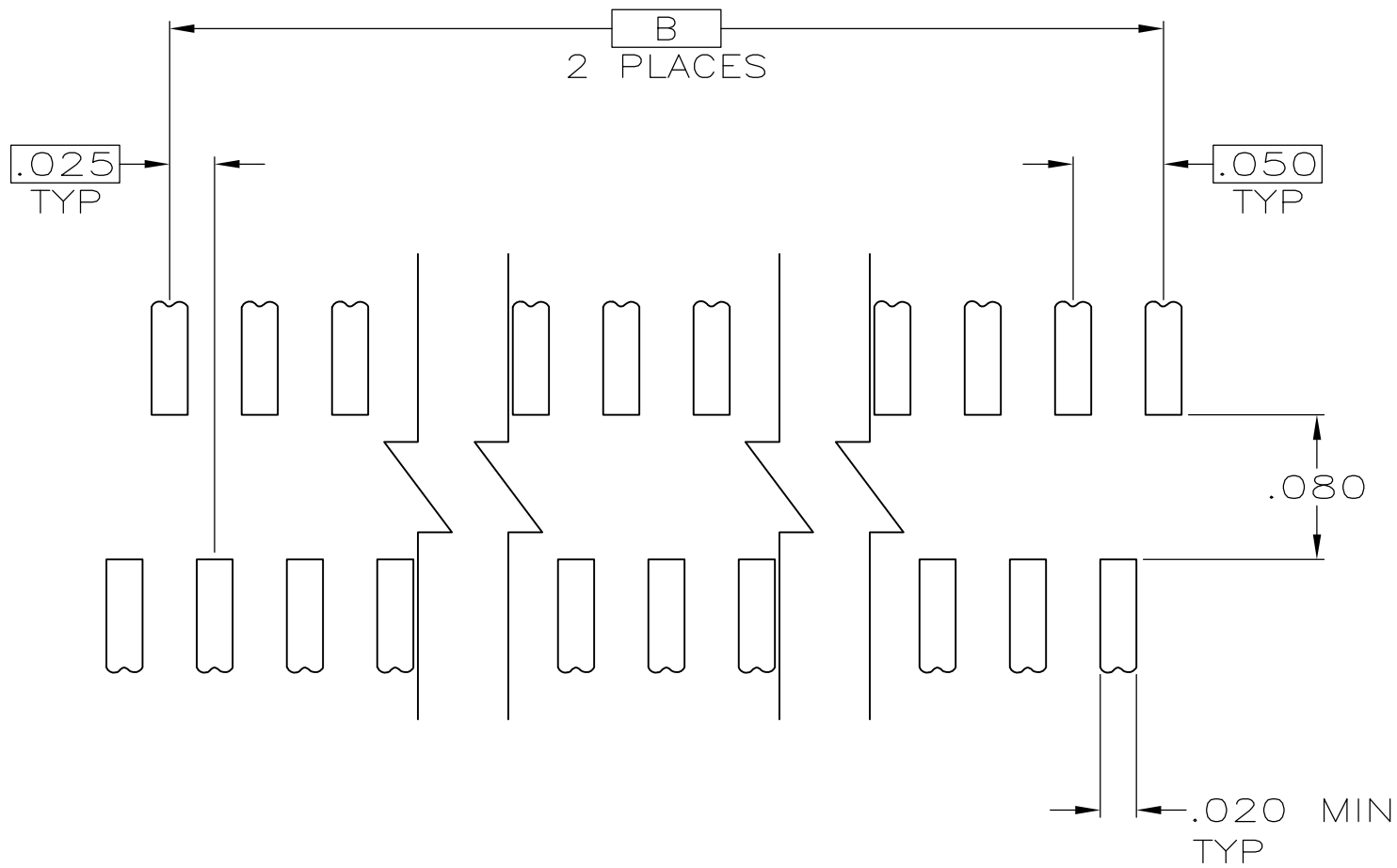
REVISIONS				
P	LTR	DESCRIPTION	DATE	APVD
P		REV PER ECO-16-014416	10-28-16	CT DM



- POLARIZING KEYS ARE INTENDED TO PREVENT 180° MISMATCH OF LIKE SIZES; KEYS ARE NOT INTENDED TO PREVENT MATING OF DIFFERENT SIZES.
- TAILS SOLDER DIPPED .025 MIN LENGTH, WITH SN63 SOLDER PER QQ-S-571.
- MARK AMP, PART NUMBER AND DATE CODE. MARKING MAY BE ON 2 SIDES OF THE PART. SMALLER ASSEMBLIES MAY CONTAIN NO MARKING OR PARTIAL MARKING.
- HOUSING MATERIAL: FLAME RETARDANT GLASS REINFORCED POLYESTER. COLOR: BLACK.
- SOCKET CONTACT MATERIAL: BERYLLIUM COPPER PER QQ-C-533. ALTERNATE MATERIAL: PHOSPHOR BRONZE PER QQ-B-750. CONTACT FINISH: PLATED GOLD .000050 THICK ON MATING AREA PLATED GOLD FLASH ON CONTACT TAIL, ALL OVER NICKEL .000050 THICK.



SECTION A-A



RECOMMENDED P. C. BOARD LAYOUT

.700	.775	30	213143-8
.550	.625	24	213143-7
1.200	1.275	50	213143-6
1.150	1.225	48	213143-5
.950	1.025	40	213143-4
.600	.675	26	213143-3
.100	.175	6	213143-2
.050	.125	4	213143-1
B	A	NO OF POSITIONS	PART NO

THIS DRAWING IS A CONTROLLED DOCUMENT.		DWN T. SHUEY 12-7-88	TE Connectivity	
DIMENSIONS: INCHES	TOLERANCES UNLESS OTHERWISE SPECIFIED:	CHK -	NAME	
	0 PLC ± -	APVD -	SOCKET CONNECTOR ASSEMBLY, CHEVRON, PLANE SURFACE MOUNT WITH KEYING	
	1 PLC ± -	PRODUCT SPEC -	SIZE A2	CAGE CODE 00779
	2 PLC ± -	APPLICATION SPEC -	DRAWING NO C=213143	RESTRICTED TO -
	3 PLC ± .010	WEIGHT 0	SCALE 10:1	SHEET 1 of 1
	4 PLC ± -	CUSTOMER DRAWING	REV P	
	ANGLES ± -			
MATERIAL SEE CALLOUTS	FINISH SEE CALLOUTS			