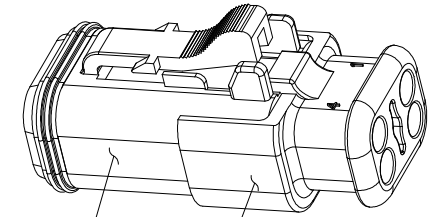
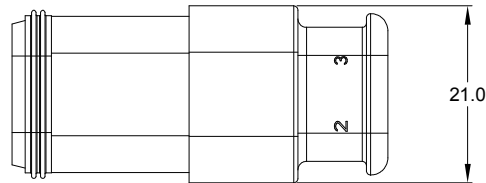
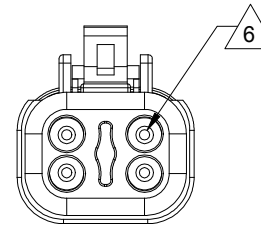
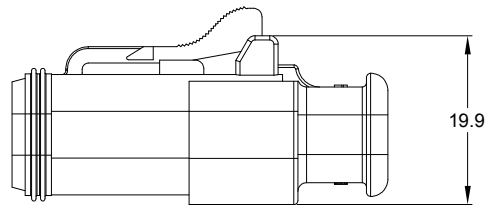
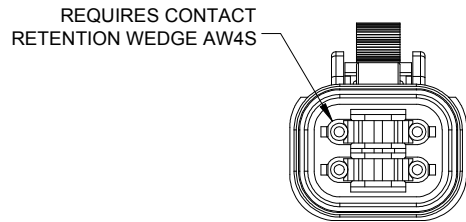
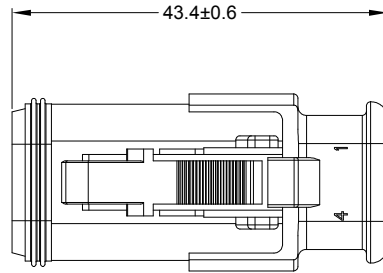


| REVISIONS | | | | | |
|-----------|--------|------------------------|---------|-------|-------|
| REV | ECO | DESCRIPTION | DATE | BY | APPR |
| A3 | - | RELEASE NEW DWG FORMAT | 11DEC13 | DRP | |
| A4 | C0540S | UPDATE DIMENSIONS | 05JUL16 | JONY | TOMMY |
| A5 | - | ADD COLOR OPTION | 23NOV20 | LOUIE | TOMMY |



REFER TO PART NUMBER CHART FOR AVAILABLE CONNECTOR COLORS

STRAIN RELIEF END CAP - BLACK - ALL CONNECTORS

NOTES: UNLESS OTHERWISE SPECIFIED

- MATERIAL:
HOUSING: THERMOPLASTIC
SEAL: SILICONE RUBBER
- MODIFICATIONS: STRAIN RELIEF END CAP
- SPECIFICATIONS:
 - CURRENT RATING: 13 AMPS
 - OPERATING TEMPERATURE: -55°C TO +125°C
 - DIELECTRIC WITHSTANDING VOLTAGE: LESS THAN 2 MILLIAMPS CURRENT LEAKAGE @ 1500 VOLTS AC.
 - INSULATION RESISTANCE: 1000 MEGOHMS MIN @ 25°C.
 - MOISTURE RESISTANCE:
IP68(1M OF WATER FOR A PERIOD OF 24 HOURS, MATED CONDITION)
IP69K(MATED CONDITION)
 - MATING CYCLE DURABILITY: 100 CYCLES
 - RoHS COMPLIANT
- MATING PART: AT04-4P* RECEPTACLE
(* = MODIFICATIONS AND COLORS)
- ALL DIMENSIONS ARE FOR REFERENCE USE ONLY.

6 CONTACT SIZE AND REAR SEAL WIRE RANGE:

| CONTACT SIZE | MIN. INSUL O.D. | MAX. INSUL O.D. | TYPICAL WIRE RANGE |
|--------------|----------------------|----------------------|------------------------------------------|
| 16 | 2.24 mm (.088 in) | 3.68 mm (.145 in) | 14 - 20 AWG (2.0-0.5mm ²) |

| PART NUMBER CHART | |
|-------------------|-----------------|
| COLOR | PART NUMBER |
| GREY | AT06-4S-SR01GRY |
| BLACK | AT06-4S-SR01BLK |
| BLUE | AT06-4S-SR01BLU |
| BROWN | AT06-4S-SR01BRN |
| GREEN | AT06-4S-SR01GRN |
| RED | AT06-4S-SR01RED |
| WHITE | AT06-4S-SR01WHT |
| YELLOW | AT06-4S-SR01YEL |
| ORANGE | AT06-4S-SR01ORG |

| SEE PART NUMBER CHART | | PART NUMBER | | DESCRIPTION | | ITEM |
|----------------------------------------------------|--|----------------------------------------------------------------------------------------------------------------------------------------------------------------------------------------------------------------------------------------------------------------------|--|-------------|--|---------------------------------------------------------------------------------------------------|
| QUANTITY | | | | | | |
| MATERIALS LIST | | | | | | |
| UNLESS OTHERWISE SPECIFIED | | SIGNATURES | | DATE | | <p>Sine Systems - www.amphenol-sine.com 44724 Morley Drive Clinton Township, MI 48036</p> |
| 1) All dimensions are in metric (mm). | | DRAWN: LOUIE | | 23NOV20 | | |
| 2) Tolerances are as follows: | | CHECKED: ORION | | 25NOV20 | | |
| 1 PL DEC ±0.30 2 PL DEC ±0.18 3 PL DEC ±0.08 | | ENGINEER: | | | | |
| 3) Note reference = | | APPROVAL: TOMMY | | 27NOV20 | | <p>PLUG, 4 SOCKET, AT SERIES, STRAIN RELIEF END CAP</p> |
| MATERIAL SPECIFICATIONS: | | CUSTOMER: | | | | |
| PROCESS SPECIFICATIONS: | | THIS DRAWING IS SUPPLIED FOR INFORMATION ONLY. DESIGN FEATURES, SPECIFICATIONS AND PERFORMANCE DATA SHOWN HEREON ARE THE PROPERTY OF THE AMPHENOL CORPORATION. NO RIGHTS OF REPRODUCTION ARE IMPLIED. ALL DIMENSIONS ARE SUBJECT TO NORMAL MANUFACTURING VARIATIONS. | | | | |
| NEXT ASSY: | | SCALE: NONE | | SIZE: B C- | | DWG NO: AT06-4S-SR01XXX REVISION: A5 |
| SHEET 1 OF 1 | | | | | | |

TITLE: PLUG, 4 SOCKET, AT SERIES, STRAIN RELIEF END CAP
DWG NO: AT06-4S-SR01XXX
REV: A5
SH: 1
QE: 1