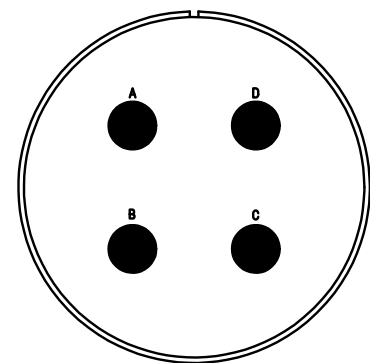




NO.	MASSE / DIMENSION
A	2-18NS-2A
B	38.5
C	22.2
D	3.2
E	53
F	44.5
G	57
H	4.4



NO.	BESCHREIBUNG / DESCRIPTION
2	ISOLIERKÖRPER BUCHSE / INSULATOR SOCKET
3	DICHTKÖRPER / GROMMET
4	ENDRING / ENDRING
6	KONTAKTBUCHSE / CONTACT SOCKET
8	DOSENGEHÄUSE / SHELL
20	KURZES ENDGEHÄUSE/SHORT ENDBELL

Note: Due to an automatic nomenclature system, numbers generated may not be sequential.  
 Specification and Dimensions subject to change  
 Drawings illustrate normal insulator positioning

Material Specification:	
Shell Material:	Aluminium alloy
Shell Plating:	Olive drab chromate coating over cadmium plating
Insulator Material:	Neoprene
Contact Material:	Copper alloy
Contact Plating:	Hard silver

all dimensions are in mm Dimensions without tolerance indications are general tolerances in acc. with DIN7168m		drawing for CUSTOMER	
 <b>ITT</b> <i>Engineered for life</i> <small>ITT CANNON GmbH D - 71384 Weinstadt/Germany</small>	description <b>CA3100R32-17S</b>		
	Wall mounting receptacle Shortened light-weight endbell without cable clamp Solder Cup / Socket / Layout: 32-17		
© All rights reserved. Reproduction or issue to third in any form whenever is only permitted with written authorization of ITT Cannon		 page 1/1	revision 929 11. Jun 19