

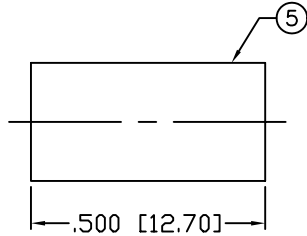
THIS DRAWING CONTAINS INFORMATION PROPRIETARY TO RF INDUSTRIES,
 ANY UNAUTHORIZED USE OF THIS DRAWING IS EXPRESSLY PROHIBITED
 WITHOUT WRITTEN PERMISSION FROM RF INDUSTRIES.
 ANY VIOLATION IS PUNISHABLE UNDER U.S. COPYRIGHT LAWS.

ALL DIMENSIONS ARE REFERENCE ONLY

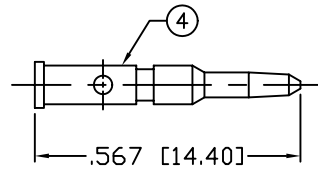
PART NO.

RP-1216-C

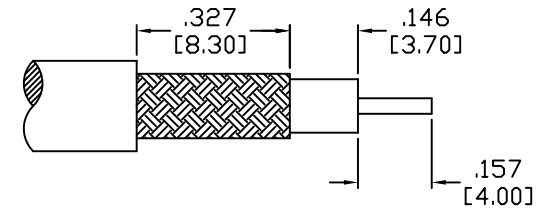
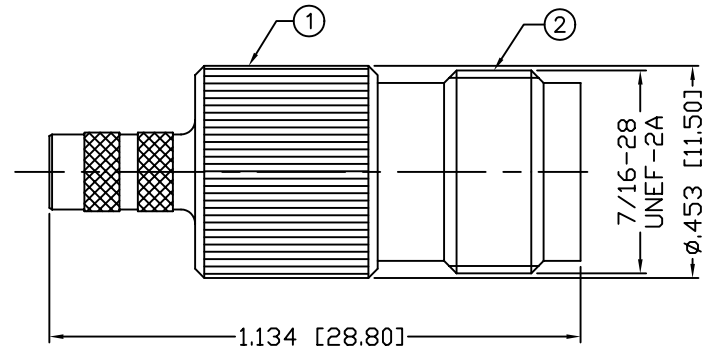
REV	DESCRIPTION	DWN	DATE	APPROVED
-	ENGINEERING RELEASE	CZS	4/15/03	JDMc



RECOMMENDED CRIMP DIE: .213"



RECOMMENDED CRIMP DIE: .068"



RECOMMENDED STRIPPING DIM'S

SPECIFICATIONS:

IMPEDANCE: 50 Ohms
 FREQUENCY RANGE: 0-7 GHz
 WORKING VOLTAGE: 500 V rms
 INSULATION RESISTANCE: 5000 Megohms Minimum
 TEMPERATURE RANGE: -65°C TO +165°C
 FOR RG-58, 58A, 58C, 141, 141A, BELDEN 8240,
 8259, 8262, 9201, 9203, 9310, 9311 & COMM/SCOPE 0268

1	BODY	1	BRASS	NICKEL, 100μ"	008974	
2	BODY	1	BRASS	NICKEL, 100μ"		
3	INSULATOR	1	PTFE	---		
4	PIN	1	BRASS	GOLD, 30μ"		
5	FERRULE	1	COPPER	NICKEL, 100μ"		
6						
7						
8						
9						
10						
11						
12						
13						
14						
#	DESCRIPTION	QTY	MATERIAL	FINISH	APPROVALS	DATE

UNLESS OTHERWISE SPECIFIED:

DIMENSIONS ARE IN INCHES AND [MILLIMETERS]
 UNLESS OTHERWISE NOTED TOLERANCES ARE:

DECIMALS DIAMETER

RFconnectors
 DIVISION OF RF INDUSTRIES, LTD.

7610 MIRAMAR RD
 SAN DIEGO, CA 92126
 (858) 549-6340
 (858) 549-6345 FAX

TNC JACK, CRIMP

REVERSE POLARITY

SIZE	CABLE GROUP	DWG NO.	REV
A	C	RP-1216-C	-
SCALE:	NTS	CAD FILE	OUTLINE
			SHEET 1 OF 1