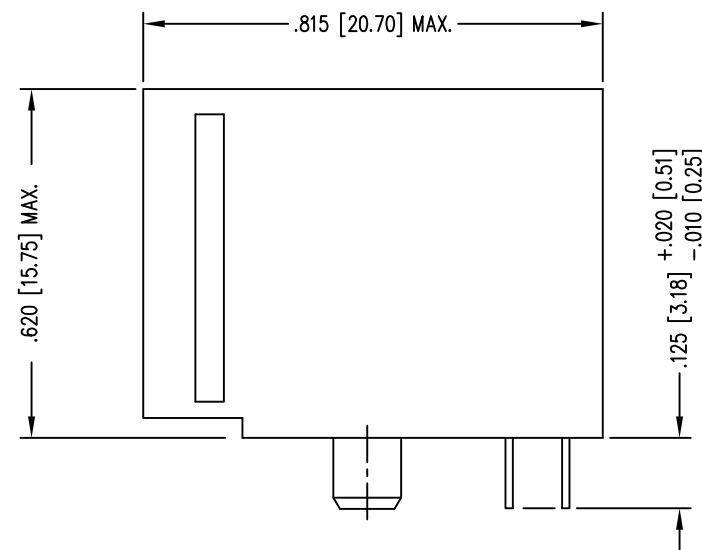
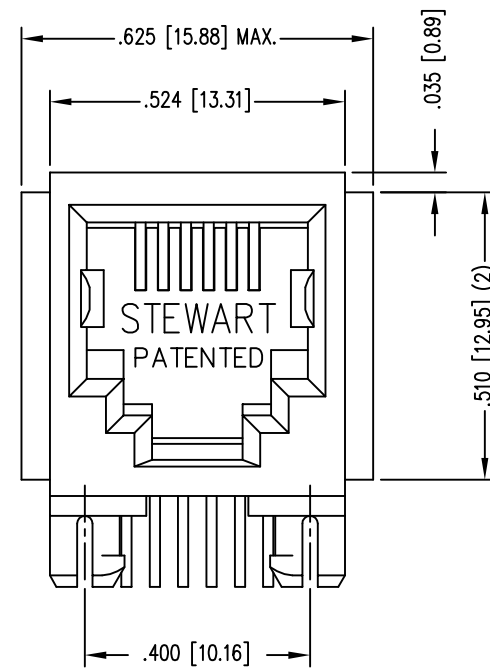
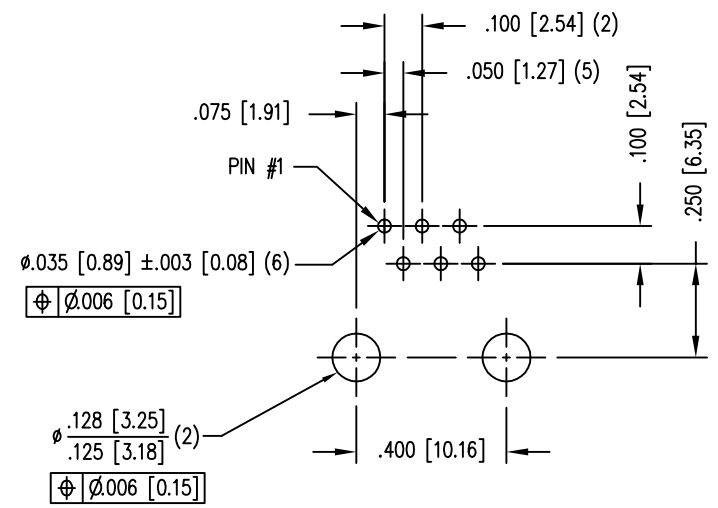
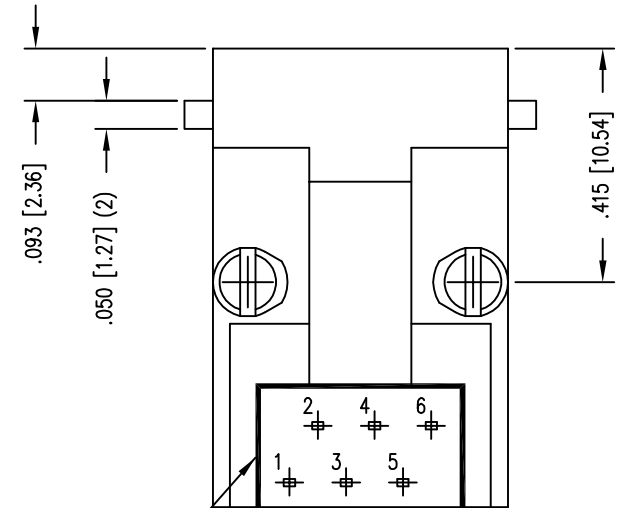
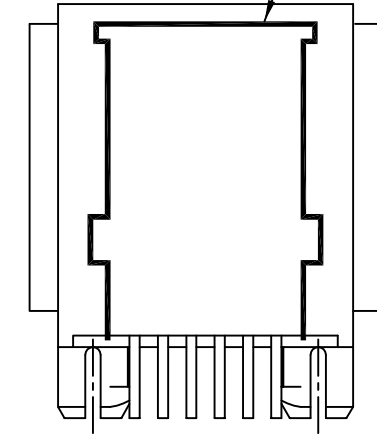


DATE	REV	ECN	APP'D. BY
1-13-15	B3	10184	TRM
3-28-16	B4	10637	TRM



ALL OPEN AREAS TO BE SONIC WELD SEALED WHERE INDICATED BY SHADING



P.C.B. RECOMMENDED HOLE LAYOUT SEEN FROM COMPONENT SIDE

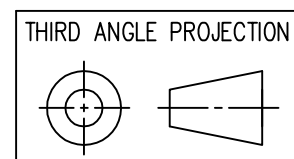
ALL CENTERLINE DIMENSIONS ARE BASIC.

ALL OPEN AREAS TO BE SONIC WELD SEALED WHERE INDICATED BY SHADING

NOTES:

- CONNECTOR MATERIALS:
HOUSING: THERMOPLASTIC UL94 V-0
CONTACTS/SHIELD: COPPER ALLOY
SHIELD PLATING: NICKEL
CONTACT PLATING: SELECTIVE GOLD IN CONTACT AREA
- FOR PRODUCT SPECIFICATIONS SEE PR022-01.
- DIMENSIONS AND TOLERANCES COMPLY WITH TIA-1096 STANDARD.

30 MICRO-INCHES [0.76um]	SS63600-005F
CONTACT PLATING IN MATING AREA	PART NUMBER



1118 Susquehanna Trail South
Glen Rock, PA 17327-9199
(717) 235-7512
<http://www.stewartconnector.com>

DO NOT SCALE DRAWING
DRAWING IS SUBJECT TO CHANGE WITHOUT NOTICE

DIMENSIONS: INCHES [METRIC]

UNLESS OTHERWISE SPECIFIED TOLERANCES ARE $\pm 0.005 [0.13]$ ANGLES ARE $\pm 1^\circ$

SHEET NO. 1 OF 1

TITLE: SIX CONTACT, SIX POSITION, UNSHIELDED JACK, FLANGED WATERPROOF VERSION

THIS DRAWING AND THE SUBJECT MATTER SHOWN THEREON ARE CONFIDENTIAL AND THE PROPRIETARY PROPERTY OF STEWART CONNECTOR AND SHALL NOT BE REPRODUCED, COPIED, OR USED IN ANY MANNER WITHOUT PRIOR WRITTEN CONSENT OF STEWART CONNECTOR. ONE OR MORE U.S. PATENTS MAY APPLY TO THIS PRODUCT. FOR DETAILS, PLEASE VISIT: [HTTP://BELFUSE.COM/STEWART/STEWART_PATENTS/](http://BELFUSE.COM/STEWART/STEWART_PATENTS/)

DRN BY: TRM	DATE: 8-5-05
APPD BY: DHG	DATE: 8-5-05
DWG NO. CT630009F	REV. B4

