

FO converters - PSI-MOS-RS232/FO 850 E - 2708371

Please be informed that the data shown in this PDF Document is generated from our Online Catalog. Please find the complete data in the user's documentation. Our General Terms of Use for Downloads are valid (<http://phoenixcontact.com/download>)




FO converter with integrated optical diagnostics, alarm contact, for RS-232 interfaces up to 115.2 kbps, terminal device with one FO interface (BFOC), 850 nm, for PCF/fiberglass cable (multimode)

Your advantages

- ✓ Supply voltage and data signals routed through via DIN rail connectors
- ✓ Connections can be plugged in using a COMBICON screw terminal block
- ✓ Redundant power supply possible by means of optional system power supply unit
- ✓ High-quality electrical isolation between all interfaces (RS-232 // fiber optic ports // power supply // DIN rail connector)
- ✓ Approved for use in zone 2
- ✓ Integrated optical diagnostics for continuous monitoring of fiber optic paths
- ✓ Intrinsically safe fiber optic interface (Ex op is) for direct connection to devices in zone 1
- ✓ Floating switch contact for leading alarm generation in relation to critical fiber optic paths
- ✓ Automatic data rate detection for all data rates up to 115.2 kbps
- ✓ Shipbuilding approval in accordance with DNV GL



Key Commercial Data

Packing unit	1 pc
GTIN	 4 017918 974077
GTIN	4017918974077

Technical data

Note

Utilization restriction	EMC: class A product, see manufacturer's declaration in the download area
-------------------------	---

Dimensions

Width	35 mm
Height	99 mm
Depth	105 mm

FO converters - PSI-MOS-RS232/FO 850 E - 2708371

Technical data

Ambient conditions

Ambient temperature (operation)	-20 °C ... 60 °C
Ambient temperature (storage/transport)	-40 °C ... 85 °C
Permissible humidity (operation)	30 % ... 95 % (non-condensing)
Altitude	5000 m (For restrictions see manufacturer's declaration)
Degree of protection	IP20
Noise immunity	EN 61000-6-2:2005

General

Transmission channels	2 (1/1), RxD, TxD, full duplex
Bit distortion, input	± 35 % (permitted)
Bit distortion, output	< 6.25 %
Electrical isolation	VCC // V.24 (RS-232)
Test voltage data interface/power supply	1.5 kV _{rms} (50 Hz, 1 min.)
Electromagnetic compatibility	Conformance with EMC Directive 2014/30/EU
Noise emission	EN 55011
Net weight	221.1 g
Housing material	PA 6.6-FR
Color	green
MTBF	320 Years (Telcordia standard, 25°C temperature, 21% operating cycle (5 days a week, 8 hours a day))
	48 Years (Telcordia standard, 40°C temperature, 34.25% operating cycle (5 days a week, 12 hours a day))
Conformance	CE-compliant
ATEX	# II 3 G Ex nA nC IIC T4 Gc X (Please follow the special installation instructions in the documentation!)
	# II (2) G [Ex op is Gb] IIC (PTB 06 ATEX 2042 U) (Please follow the special installation instructions in the documentation!)
	# II (2) D [Ex op is Db] IIIC (PTB 06 ATEX 2042 U) (Please follow the special installation instructions in the documentation!)
UL, USA/Canada	Class I, Zone 2, AEx nc IIC T5
	Class I, zone 2, Ex nC nL IIC T5 X
	Class I, Div. 2, Groups A, B, C, D

Power supply

Nominal supply voltage	24 V DC (With UL approval)
Supply voltage range	18 V DC ... 30 V DC
Max. current consumption	120 mA
Typical current consumption	120 mA (24 V DC)
Connection method	COMBICON plug-in screw terminal block

Serial interface

Interface 1	V.24 (RS-232) interface in acc. with ITU-T V.28, EIA/TIA-232, DIN 66259-1
Connection method	D-SUB 9 plug

FO converters - PSI-MOS-RS232/FO 850 E - 2708371

Technical data

Serial interface

Transmission medium	Copper
Transmission length	≤ 15 m
Conductor cross section solid min.	0.2 mm ²
Conductor cross section solid max.	2.5 mm ²
Conductor cross section flexible min.	0.2 mm ²
Conductor cross section flexible max.	2.5 mm ²
Conductor cross section AWG min.	24
Conductor cross section AWG max.	14
Serial transmission speed	115.2 kbps (NRZ)

Optical interface FO

Transmit capacity, minimum	-4.6 dBm (200/230 μm)
	-17.6 dBm (50/125 μm)
	-13.6 dBm (62,5/125 μm)
Minimum receiver sensitivity	-33.2 dBm
Wavelength	850 nm
Transmission length incl. 3 dB system reserve	2800 m (with F-K 200/230 8 dB/km with quick mounting connector)
	4200 m (with F-G 50/125 2.5 dB/km)
	4800 m (with F-G 62,5/125 3.0 dB/km)
Transmission medium	PCF fiber
	Multi-mode fiberglass
Transmission protocol	Transparent to protocol for RS-232 interface
Connection method	B-FOC (ST [®])

Digital outputs

Output name	Relay output
Output description	Alarm output
Number of outputs	1
Maximum switching voltage	60 V DC
	42 V AC
Limiting continuous current	0.46 A

Standards and Regulations

Electromagnetic compatibility	Conformance with EMC Directive 2014/30/EU
Type of test	Vibration resistance in acc. with EN 60068-2-6/IEC 60068-2-6
Test result	5g, 10...150 Hz, 2.5 h, in XYZ direction
Type of test	Shock in acc. with EN 60068-2-27/IEC 60068-2-27
Test result	15g, 11 ms period, half-sine shock pulse
Noise emission	EN 55011
Noise immunity	EN 61000-6-2:2005
Free from substances that could impair the application of coating	according to P-VW 3.10.7 57 65 0 VW-AUDI-Seat central standard
Connection in acc. with standard	CUL

FO converters - PSI-MOS-RS232/FO 850 E - 2708371

Technical data

Standards and Regulations

Standards/regulations	EN 61000-4-2
Contact discharge	± 6 kV
Standards/regulations	EN 61000-4-3
	EN 61000-4-4
Comments	Criterion B
Standards/regulations	EN 61000-4-5
Signal	± 1 kV
Standards/regulations	EN 55011
	EN 61000-4-6
Shock	15g in all directions in acc. with IEC 60068-2-27
Vibration (operation)	in acc. with IEC 60068-2-6: 5g, 150 Hz
Conformance	CE-compliant
ATEX	# II 3 G Ex nA nC IIC T4 Gc X
	# II (2) G [Ex op is Gb] IIC (PTB 06 ATEX 2042 U)
	# II (2) D [Ex op is Db] IIIC (PTB 06 ATEX 2042 U)
UL, USA/Canada	Class I, Zone 2, AEx nc IIC T5
	Class I, zone 2, Ex nC nL IIC T5 X
	Class I, Div. 2, Groups A, B, C, D
Shipbuilding approval	DNV GL
DNV GL-Temperature	B
DNV GL-Humidity	A
DNV GL-Vibration	A
DNV GL-EMC	B
DNV GL-Enclosure	Required protection according to the Rules shall be provided upon installation on board
Noxious gas test	ISA-S71.04-1985 G3 Harsh Group A

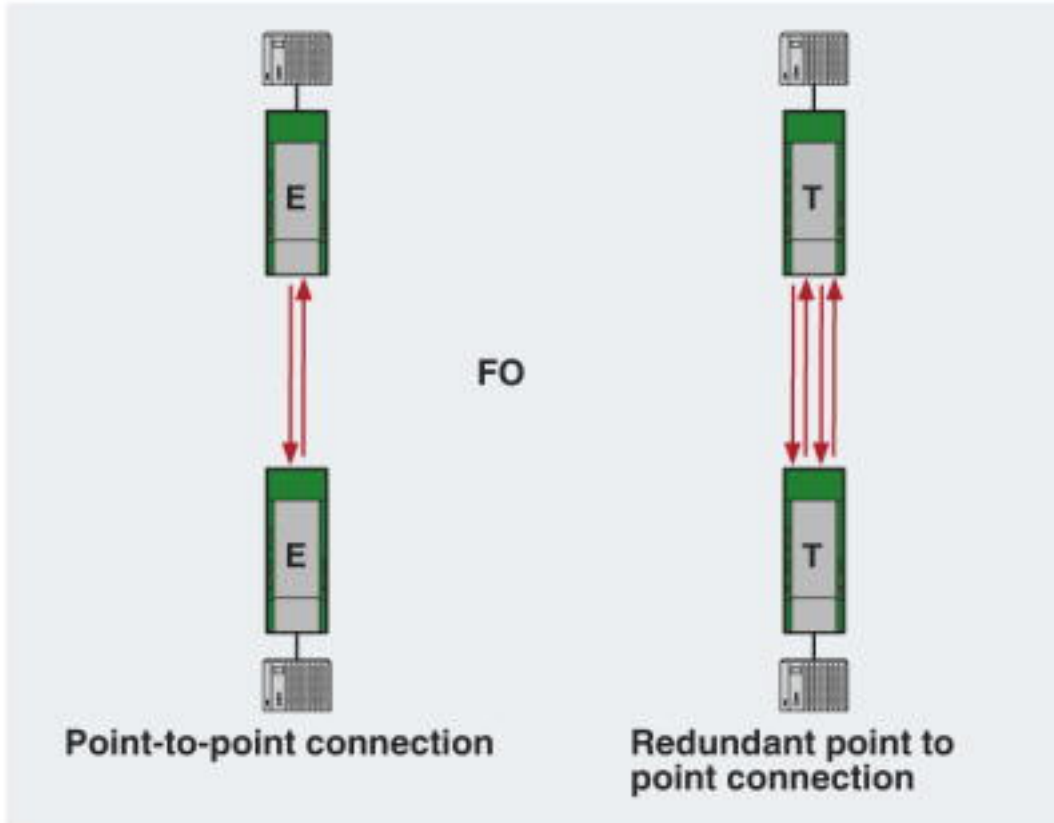
Environmental Product Compliance

REACH SVHC	Lead 7439-92-1
China RoHS	Environmentally Friendly Use Period = 50
	For details about hazardous substances go to tab "Downloads", Category "Manufacturer's declaration"

Drawings

FO converters - PSI-MOS-RS232/FO 850 E - 2708371

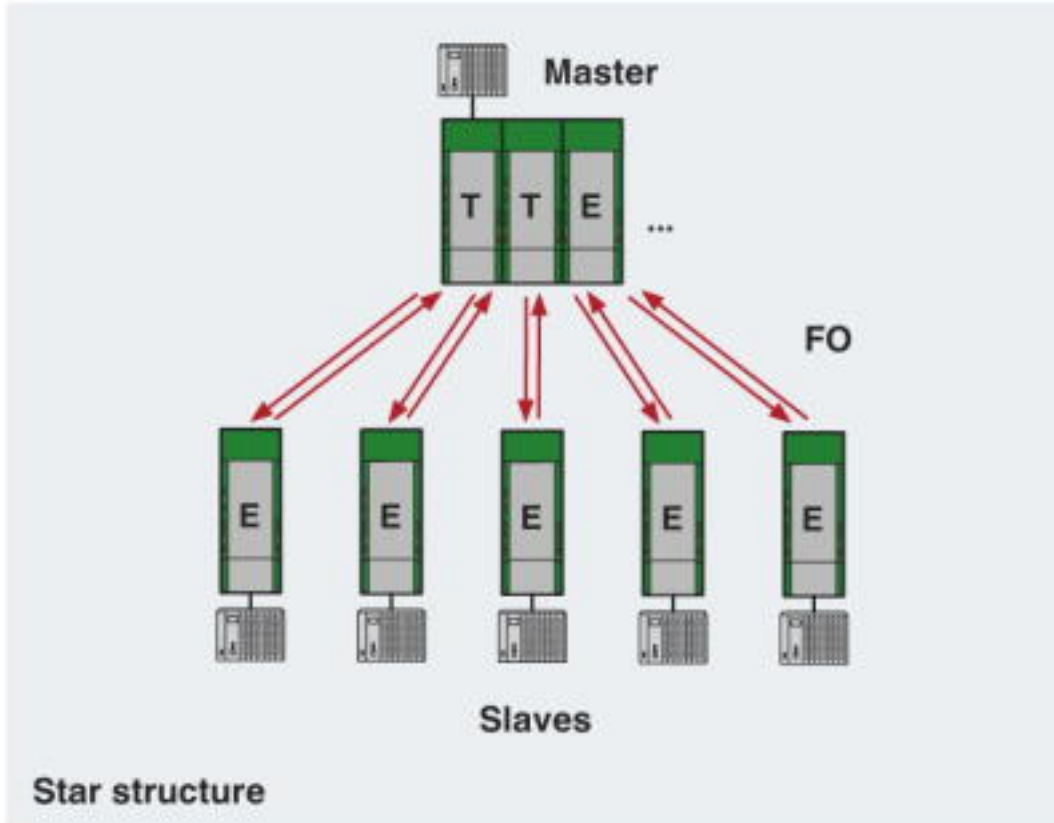
Application drawing



Redundant point-to-point connection

FO converters - PSI-MOS-RS232/FO 850 E - 2708371

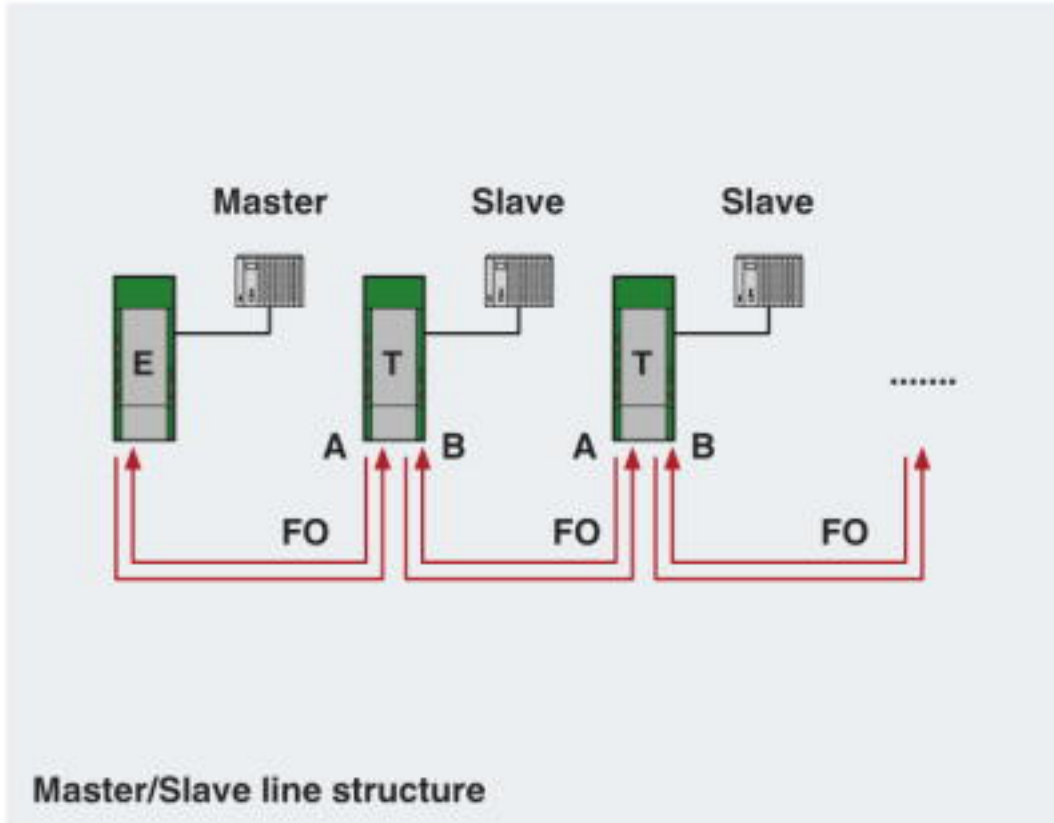
Application drawing



Star structure

FO converters - PSI-MOS-RS232/FO 850 E - 2708371

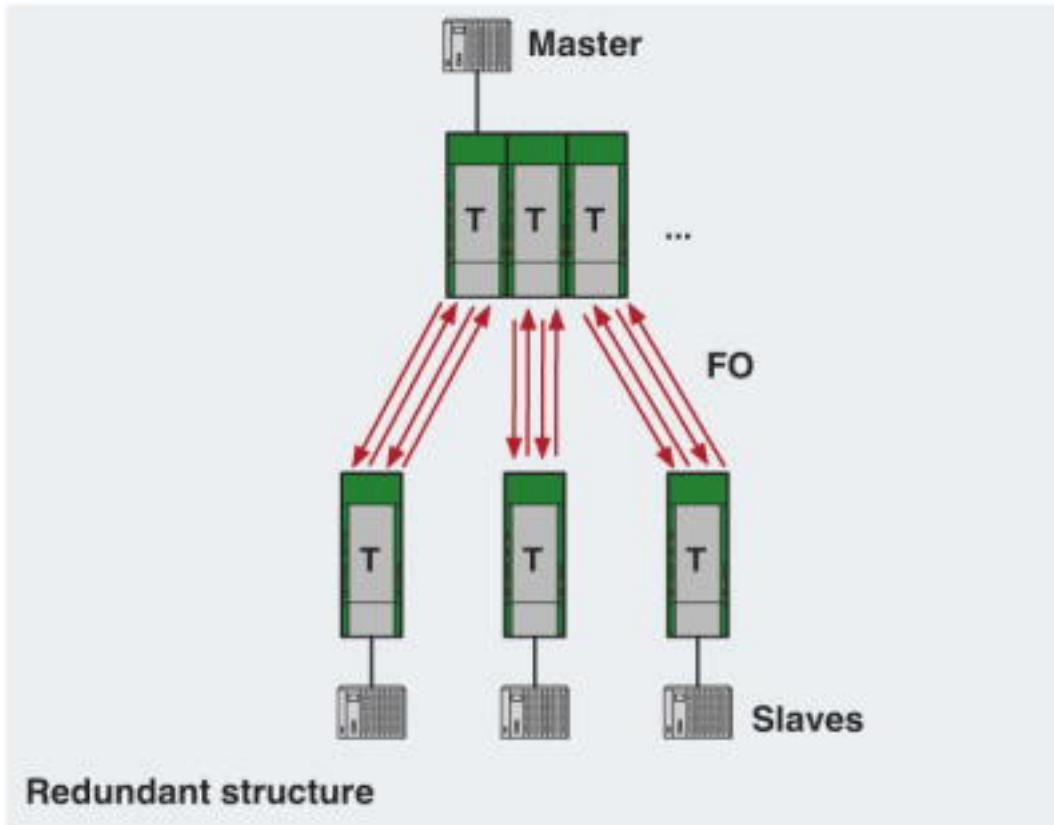
Application drawing



Master/Slave line structure

FO converters - PSI-MOS-RS232/FO 850 E - 2708371

Application drawing



Redundant structure

Approvals

Approvals

Approvals

DNV GL / UL Recognized / cUL Recognized / EAC / EAC / cULus Recognized

Ex Approvals

UL Listed / cUL Listed / null / null / cULus Listed

Approval details

DNV GL








<https://approvalfinder.dnvgl.com/>

TAA00001KR

FO converters - PSI-MOS-RS232/FO 850 E - 2708371

Approvals

UL Recognized		http://database.ul.com/cgi-bin/XYV/template/LISEXT/1FRAME/index.htm	FILE E 238705
cUL Recognized		http://database.ul.com/cgi-bin/XYV/template/LISEXT/1FRAME/index.htm	FILE E 238705
EAC			EAC-Zulassung
EAC			RU *- DE.A*30.B.01735
cULus Recognized			

Phoenix Contact 2019 © - all rights reserved
<http://www.phoenixcontact.com>

PHOENIX CONTACT GmbH & Co. KG
Flachsmarktstr. 8
32825 Blomberg
Germany
Tel. +49 5235 300
Fax +49 5235 3 41200
<http://www.phoenixcontact.com>