

## Feed-through terminal block - UT 4-TWIN YE - 3044366

Please be informed that the data shown in this PDF Document is generated from our Online Catalog. Please find the complete data in the user's documentation. Our General Terms of Use for Downloads are valid (<http://phoenixcontact.com/download>)



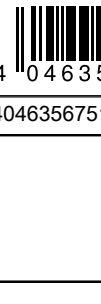
Feed-through terminal block, nom. voltage: 500 V, nominal current: 32 A, connection method: Screw connection, number of connections: 3, cross section: 0.14 mm<sup>2</sup> - 6 mm<sup>2</sup>, AWG: 26 - 10, width: 6.2 mm, color: yellow, mounting type: NS 35/7,5, NS 35/15

### Your advantages

- The consistent double function shaft offers every opportunity for time-saving potential distribution and accommodating test accessories
- User-friendly implementation of all potential branching tasks
- Tested for railway applications



### Key Commercial Data

Packing unit	50 pc
GTIN	 4 046356 751346
GTIN	4046356751346

### Technical data

#### General

Number of levels	1
Number of connections	3
Potentials	1
Nominal cross section	4 mm <sup>2</sup>
Color	yellow
Insulating material	PA
Flammability rating according to UL 94	V0
Area of application	Railway industry
	Machine building
	Plant engineering
	Process industry
Rated surge voltage	6 kV
Degree of pollution	3

# Feed-through terminal block - UT 4-TWIN YE - 3044366

## Technical data

### General

Overvoltage category	III
Insulating material group	I
Maximum power dissipation for nominal condition	1.02 W
Designation	Level 1 above 1+2 below 1
Maximum load current	41 A (In the case of a 6 mm <sup>2</sup> conductor cross section, the maximum load current must not be exceeded by the total current of all connected conductors)
Nominal current I <sub>N</sub>	32 A
Nominal voltage U <sub>N</sub>	500 V
Open side panel	Yes
Relative insulation material temperature index (Elec., UL 746 B)	130 °C
Temperature index of insulation material (DIN EN 60216-1 (VDE 0304-21))	130 °C
Static insulating material application in cold	-60 °C
Behavior in fire for rail vehicles (DIN 5510-2)	Test passed
Flame test method (DIN EN 60695-11-10)	V0
Oxygen index (DIN EN ISO 4589-2)	>32 %
NF F16-101, NF F10-102 Class I	2
NF F16-101, NF F10-102 Class F	2
Surface flammability NFPA 130 (ASTM E 162)	passed
Specific optical density of smoke NFPA 130 (ASTM E 662)	passed
Smoke gas toxicity NFPA 130 (SMP 800C)	passed
Calorimetric heat release NFPA 130 (ASTM E 1354)	28 MJ/kg
Fire protection for rail vehicles (DIN EN 45545-2) R22	HL 1 - HL 3
Fire protection for rail vehicles (DIN EN 45545-2) R23	HL 1 - HL 3
Fire protection for rail vehicles (DIN EN 45545-2) R24	HL 1 - HL 3
Fire protection for rail vehicles (DIN EN 45545-2) R26	HL 1 - HL 3

### Dimensions

Width	6.2 mm
End cover width	2.2 mm
Length	57.8 mm
Height NS 35/7,5	47.5 mm
Height NS 35/15	55 mm

### Connection data

Connection	1 level
Connection method	Screw connection
Screw thread	M3
Stripping length	9 mm
Tightening torque, min	0.6 Nm
Tightening torque max	0.8 Nm
Connection in acc. with standard	IEC 60947-7-1

## Feed-through terminal block - UT 4-TWIN YE - 3044366

### Technical data

#### Connection data

Conductor cross section solid min.	0.14 mm <sup>2</sup>
Conductor cross section solid max.	6 mm <sup>2</sup>
Conductor cross section AWG min.	26
Conductor cross section AWG max.	10
Conductor cross section flexible min.	0.14 mm <sup>2</sup>
Conductor cross section flexible max.	6 mm <sup>2</sup>
Min. AWG conductor cross section, flexible	26
Max. AWG conductor cross section, flexible	10
Conductor cross section flexible, with ferrule without plastic sleeve min.	0.14 mm <sup>2</sup>
Conductor cross section flexible, with ferrule without plastic sleeve max.	4 mm <sup>2</sup>
Conductor cross section flexible, with ferrule with plastic sleeve min.	0.14 mm <sup>2</sup>
Conductor cross section flexible, with ferrule with plastic sleeve max.	4 mm <sup>2</sup>
2 conductors with same cross section, solid min.	0.14 mm <sup>2</sup>
2 conductors with same cross section, solid max.	1.5 mm <sup>2</sup>
2 conductors with same cross section, stranded min.	0.14 mm <sup>2</sup>
2 conductors with same cross section, stranded max.	1.5 mm <sup>2</sup>
2 conductors with same cross section, stranded, TWIN ferrules with plastic sleeve, min.	0.5 mm <sup>2</sup>
2 conductors with same cross section, stranded, TWIN ferrules with plastic sleeve, max.	1 mm <sup>2</sup>
2 conductors with same cross section, stranded, ferrules without plastic sleeve, min.	0.14 mm <sup>2</sup>
2 conductors with same cross section, stranded, ferrules without plastic sleeve, max.	1.5 mm <sup>2</sup>
Connection in acc. with standard	IEC/EN 60079-7
Conductor cross section solid min.	0.14 mm <sup>2</sup>
Conductor cross section solid max.	6 mm <sup>2</sup>
Conductor cross section AWG min.	26
Conductor cross section AWG max.	10
Conductor cross section flexible min.	0.14 mm <sup>2</sup>
Conductor cross section flexible max.	4 mm <sup>2</sup>
Internal cylindrical gage	A4

#### Standards and Regulations

Connection in acc. with standard	CSA
	IEC 60947-7-1
Flammability rating according to UL 94	V0
Fire protection for rail vehicles (DIN EN 45545-2) R22	HL 1 - HL 3
Fire protection for rail vehicles (DIN EN 45545-2) R23	HL 1 - HL 3
Fire protection for rail vehicles (DIN EN 45545-2) R24	HL 1 - HL 3
Fire protection for rail vehicles (DIN EN 45545-2) R26	HL 1 - HL 3

#### Environmental Product Compliance

# Feed-through terminal block - UT 4-TWIN YE - 3044366

## Technical data

### Environmental Product Compliance

	Lead 7439-92-1
China RoHS	Environmentally Friendly Use Period = 50
	For details about hazardous substances go to tab "Downloads", Category "Manufacturer's declaration"

## Drawings

Circuit diagram



## Approvals

### Approvals

#### Approvals

DNV GL / CSA / PRS / LR / UL Recognized / cUL Recognized / IECEx CB Scheme / VDE Zeichengenehmigung / EAC / RS / cULus Recognized

#### Ex Approvals

IECEx / ATEX / UL Recognized / cUL Recognized / EAC Ex / cULus Recognized

### Approval details

DNV GL		<a href="https://approvalfinder.dnvgl.com/">https://approvalfinder.dnvgl.com/</a>	TAE00001S9
--------	--	---	------------


CSA		<a href="http://www.csagroup.org/services-industries/product-listing/">http://www.csagroup.org/services-industries/product-listing/</a>	13631
		B	C
Nominal voltage UN		150 V	150 V
Nominal current IN		30 A	30 A
mm²/AWG/kcmil		26-10	26-10


PRS		<a href="http://www.prs.pl/">http://www.prs.pl/</a>	TE/2156/880590/17
-----	--	---	-------------------


# Feed-through terminal block - UT 4-TWIN YE - 3044366


## Approvals

LR		<a href="http://www.lr.org/en">http://www.lr.org/en</a>	14/20041
----	---	---	----------

UL Recognized		<a href="http://database.ul.com/cgi-bin/XYV/template/LISEXT/1FRAME/index.htm">http://database.ul.com/cgi-bin/XYV/template/LISEXT/1FRAME/index.htm</a>	FILE E 60425
Nominal voltage UN	150 V		
Nominal current IN	30 A		
mm <sup>2</sup> /AWG/kcmil	26-10		

cUL Recognized		<a href="http://database.ul.com/cgi-bin/XYV/template/LISEXT/1FRAME/index.htm">http://database.ul.com/cgi-bin/XYV/template/LISEXT/1FRAME/index.htm</a>	FILE E 60425
Nominal voltage UN	150 V		
Nominal current IN	30 A		
mm <sup>2</sup> /AWG/kcmil	26-10		

IECEE CB Scheme		<a href="http://www.iecee.org/">http://www.iecee.org/</a>	DE1-60106
Nominal voltage UN	500 V		

VDE Zeichengenehmigung		<a href="http://www2.vde.com/de/Institut/Online-Service/VDE-gepruefteProdukte/Seiten/Online-Suche.aspx">http://www2.vde.com/de/Institut/Online-Service/VDE-gepruefteProdukte/Seiten/Online-Suche.aspx</a>	40040772
Nominal voltage UN	500 V		
Nominal current IN	32 A		
mm <sup>2</sup> /AWG/kcmil	0.14-6		

EAC			RU C- DE.A*30.B.01742
-----	---	--	--------------------------

RS		<a href="http://www.rs-head.spb.ru/en/index.php">http://www.rs-head.spb.ru/en/index.php</a>	17.00013.272
----	---	---	--------------

## Feed-through terminal block - UT 4-TWIN YE - 3044366

### Approvals

cULus Recognized



Phoenix Contact 2019 © - all rights reserved  
<http://www.phoenixcontact.com>

PHOENIX CONTACT GmbH & Co. KG  
Flachsmarktstr. 8  
32825 Blomberg  
Germany  
Tel. +49 5235 300  
Fax +49 5235 3 41200  
<http://www.phoenixcontact.com>