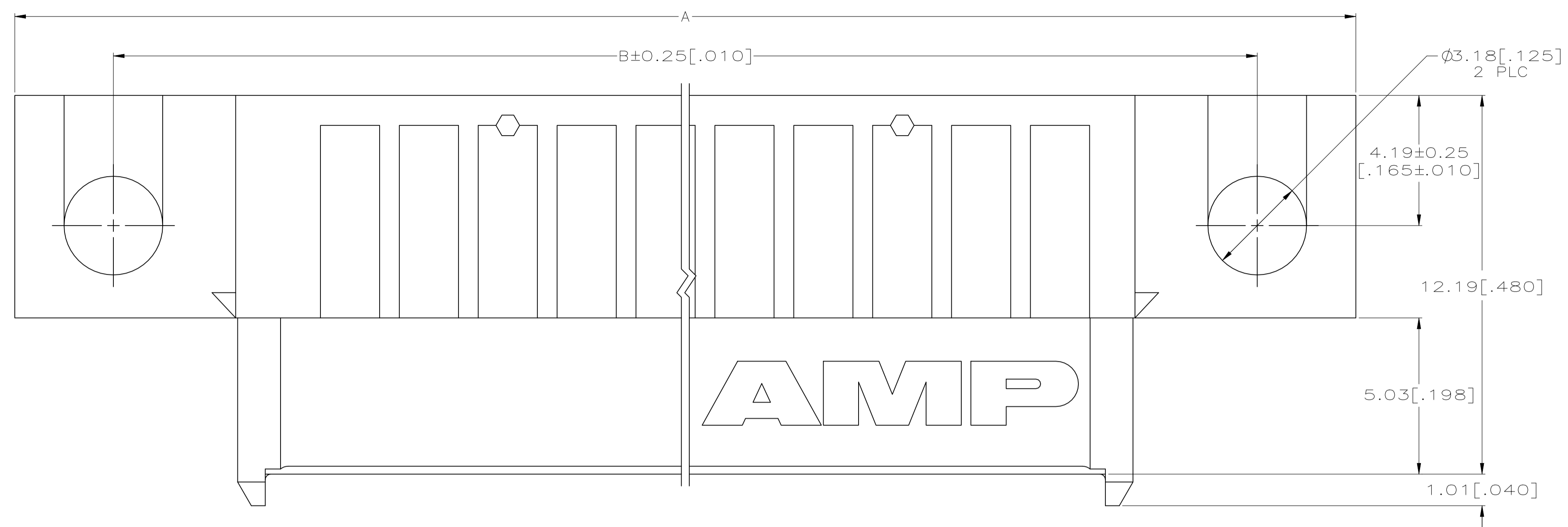
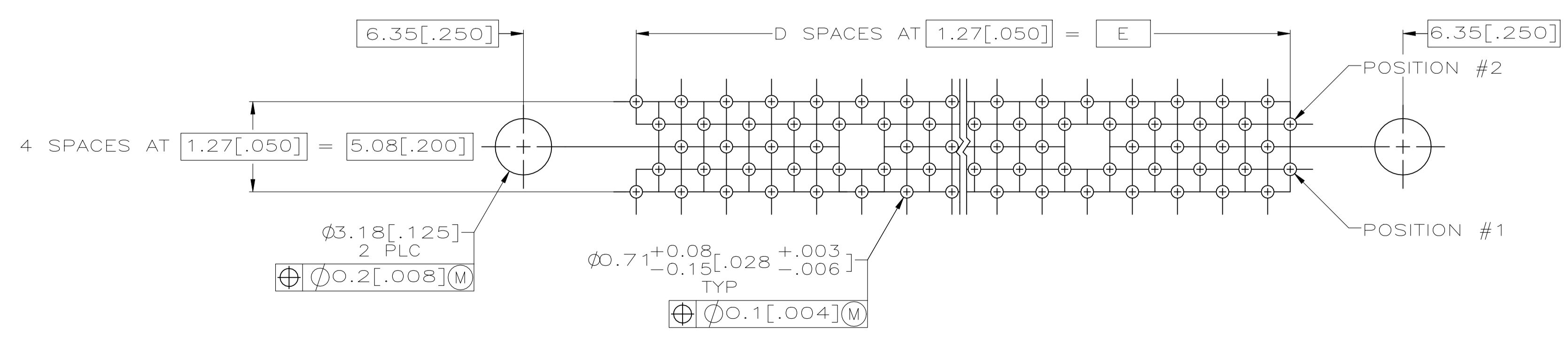
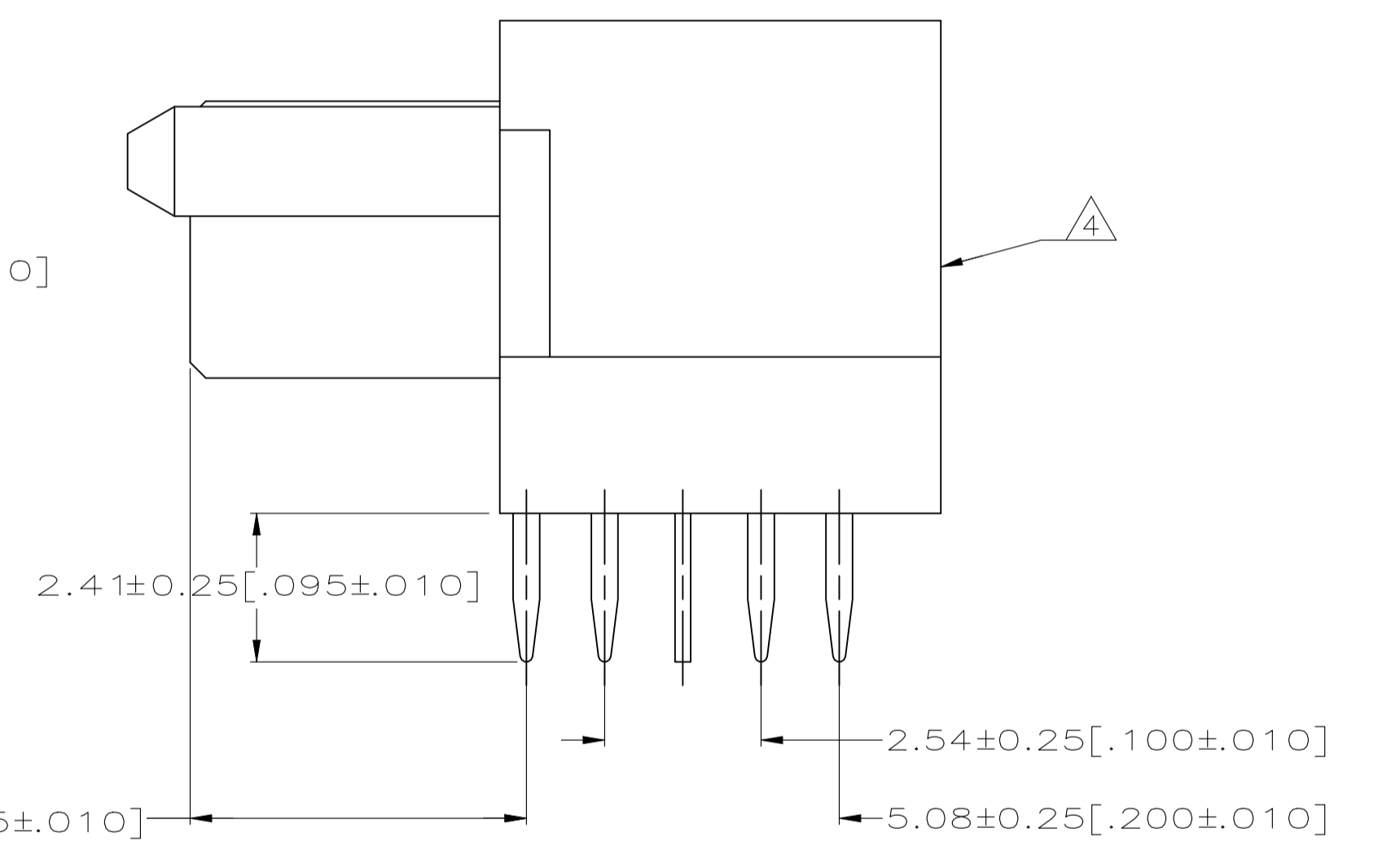
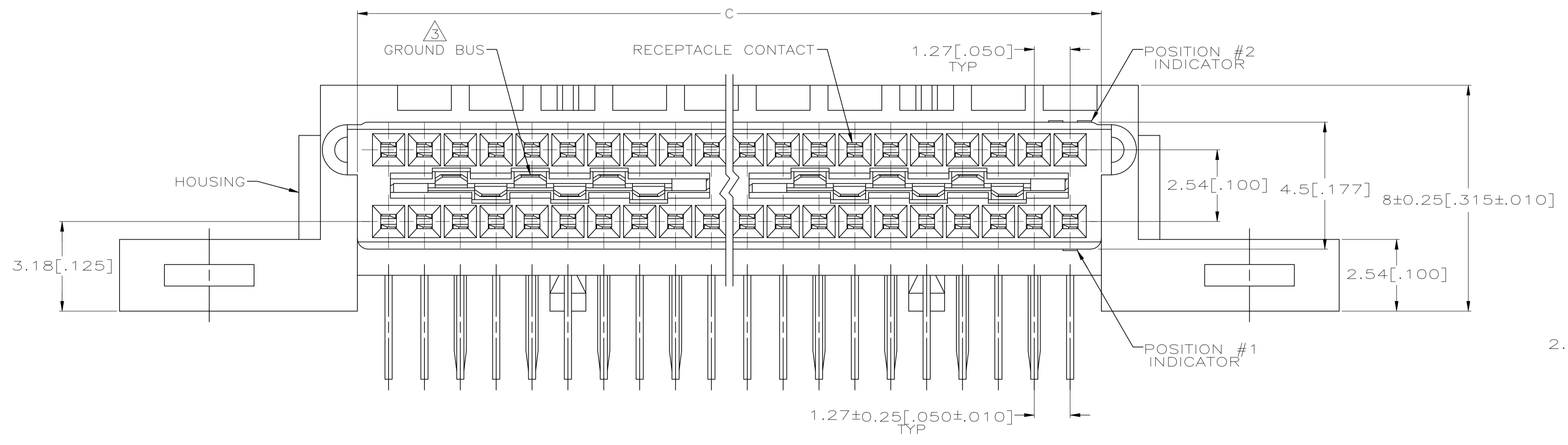


REVISIONS				
REV	DESCRIPTION	DATE	BY	APP'D
A	REVISED PER ECO-20-011414	05JAN2021	AP	SY



- 1 MOLDED PARTS: HIGH TEMPERATURE THERMOPLASTIC, COLOR NATURAL.
RECEPTACLE CONTACTS: PHOSPHOR BRONZE.
GROUND BUSES: PHOSPHOR BRONZE.
- 2 CONTACTS & GROUND BUSES: 0.00076(.000030) MIN. GOLD PER ASTM B 488 ON CONTACT AREA, 0.00254-0.00762(.000100-.000300) MATTE TIN PER ASTM B 545 ON SOLDER TAIL, ALL OVER 0.00127-0.00254(.000050-.000100) MATTE NICKEL PER SAE AMS-QQ-N-290 ON ENTIRE CONTACT.
- 3 ONE GROUND BUS WITH 4 TAILS PER EACH 20 RECEPTACLE CONTACTS.
- 4 ASSEMBLIES 140 POSITIONS OR SMALLER HAVE A ONE PIECE ORGANIZER. ASSEMBLIES 160 POSITIONS OR LARGER HAVE MULTIPLE ORGANIZERS OF 40 AND/OR 60 POSITIONS.



RECOMMENDED PC BOARD HOLE LAYOUT
(VIEWED FROM CONNECTOR SIDE)

OBSOLETE	125.73[4.950]	99	127.94[5.037]	138.43[5.450]	144.78[5.700]	200	-5536295-9-
OBSOLETE	100.33[3.950]	79	102.54[4.037]	113.03[4.450]	119.38[4.700]	160	-5536295-7-
OBSOLETE	74.93[2.950]	59	77.14[3.037]	87.63[3.450]	93.98[3.700]	120	-5536295-5-
	62.23[2.450]	49	64.44[2.537]	74.93[2.950]	81.28[3.200]	100	5536295-4
OBSOLETE	49.53[1.950]	39	51.74[2.037]	62.23[2.450]	68.58[2.700]	80	-5536295-3-
OBSOLETE	36.83[1.450]	29	39.04[1.537]	49.53[1.950]	55.88[2.200]	60	-5536295-2-
OBSOLETE	24.13[.950]	19	26.34[1.037]	36.83[1.450]	43.18[1.700]	40	-5536295-1-
	E	D	C	B	A	NO OF POS	PART NUMBER

THIS DRAWING IS A CONTROLLED DOCUMENT.

DIMENSIONS: mm [INCHES]	TOLERANCES UNLESS OTHERWISE SPECIFIED:	DIN G. ATTADIA 01-19-05	REV D. DIXON 01-19-05	NAME
0 PLC ± -	1 PLC ± -	2 PLC ± -	3 PLC ± 0.13[.005]	4 PLC ± -
ANGLES ± -				
MATERIAL	FINISH	WEIGHT 0.000000	SIZE A1	CAGE CODE 00779
		CUSTOMER DRAWING	SCALE 10:1	SHEET 1 of 1

STE TE Connectivity

RECEPTACLE ASSEMBLY, RIGHT
ANGLE, 2.41[.095] TAIL,
BOARD TO BOARD, MICRO-STRIP

RESTRICTED TO