

1

2

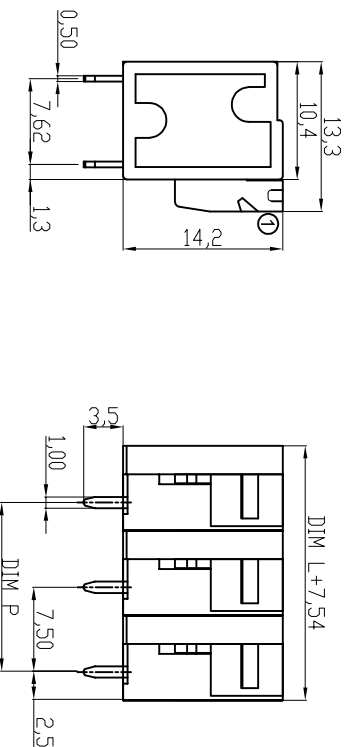
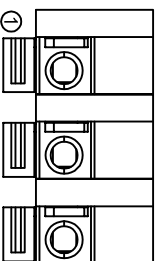
3

4

5

6

7

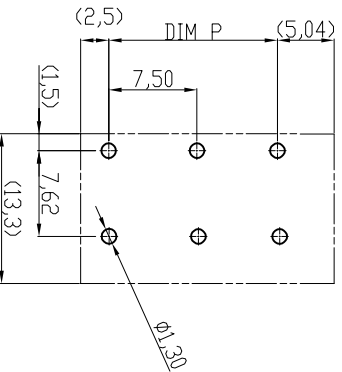


Material

Terminal body(Contact pin): Brass
 Wire guard:Stainless steel
 Surface of Solder tail: Tin plated
 Terminal (housing): Thermoplastic (UL94V-0), GREEN(RAL6018/T)

Electrical cULus/VDE

Voltage rating: 300VAC/450VAC
 Current rating: 10A/10A
 Wire range: 0.75-1.5mm²
 Solid wire(AWG): 14-24
 Stranded wire(AWG): 14-24
 Pull force:
 Screw:
 Wire strip length: 9-10mm
 Withstanding Voltage: 1.6kV/2.5kV
 Operating temperature: -40°C to +115°C
 Soldering temperature: 250°C±10°C/5 Sec
 Safety Approval:



RECOMMENDER PCB LAYOUT

DIMENSION

L	Nx7.5
P	(N-1)x7.5

N=Number of poles

Poles	Tolerance	DIM L	DIM P
2p-6p		±0.15	±0.10
7p-12p		±0.20	±0.20
13p-18p		±0.30	±0.25
19p-24p		±0.40	±0.30

Customer-No.

ASSMANN WSW-No.
A-TB750-HAXXV

Drawing-No.

ASS 4120 CO rev02



Scale	Free	Date	Name
TOLERANCE		19.04.2010	Alex
X.	±0.50		
X.X	±0.30		
X.XX	±0.10	19.04.2016	Winnie
DIM	TOL		
X.°	±1°	16.04.2013	Amy
Angle	TOL	19.04.2010	Alex

RoHS compliant
 Unit: mm

 File No.: E349947

1

2

3

4

5

6

7

H

G

F

E

D

C

B

A