

RPM31BD

Harmony, Power plug-in relay, 15 A, 3 CO, with lockable test button, 24 V DC



Main

| | |
|--|----------------------------------|
| Range of Product | Harmony Electromechanical Relays |
| Series name | Power |
| Product or Component Type | Plug-in relay |
| Device short name | RPM |
| Contacts type and composition | 3 C/O |
| [Uc] control circuit voltage | 24 V DC |
| [Ithe] conventional enclosed thermal current | 15 A -40...131 °F (-40...55 °C) |
| Status LED | Without |
| Control Type | Lockable test button |
| Utilisation coefficient | 20 % |

Complementary

| | |
|--|---|
| Shape of pin | Flat |
| [Ui] rated insulation voltage | 250 V IEC 300 V CSA 300 V UL |
| [Uimp] rated impulse withstand voltage | 4 kV 1.2/50 µs |
| Contacts material | AgNi |
| [Ie] rated operational current | 15 A 277 V AC) UL 15 A 28 V DC) UL 15 A 250 V AC) NO IEC 15 A 28 V DC) NO IEC 7.5 A 250 V AC) NC IEC 7.5 A 28 V DC) NC IEC |
| Maximum switching voltage | 250 V IEC |
| Resistive load current | 15 A 250 V AC 15 A 28 V DC |
| Maximum switching capacity | 3750 VA 420 W |
| Minimum switching capacity | 170 mW 10 mA, 17 V |
| Operating rate | <= 1200 cycles/hour under load <= 18000 cycles/hour no-load |
| Mechanical durability | 10000000 cycles |
| Electrical durability | 100000 cycles resistive |
| Average coil consumption | 1.5 W |
| Drop-out voltage threshold | >= 0.1 U _c DC |
| Operate time | 20 ms at nominal voltage |
| Release time | 20 ms at nominal voltage |
| Average coil resistance | 320 Ohm at 68 °F (20 °C) +/- 10 % |
| Rated operational voltage limits | 19.2...26.4 V DC |
| Protection category | RT I |
| Test levels | Level A |
| Operating position | Any position |
| Pollution degree | 3 |
| Safety reliability data | B10d = 100000 |
| Net Weight | 0.12 lb(US) (0.054 kg) |
| Device presentation | Complete product |

Environment

| | |
|---------------------------------------|---|
| Dielectric strength | 1500 V AC between contacts with micro disconnection 2000 V AC between coil and contact with reinforced 2000 V AC between poles with basic |
| Standards | CSA C22.2 No 14 EN/IEC 61810-1 UL 508 |
| Product Certifications | EAC CSA UL |
| Ambient Air Temperature for Storage | -40...185 °F (-40...85 °C) |
| Ambient air temperature for operation | -40...131 °F (-40...55 °C) |
| Vibration resistance | 3 gn +/- 1 mm 10...150 Hz)5 cycles in operation 5 gn +/- 1 mm 10...150 Hz)5 cycles not operating |
| Degree of protection (Housing only) | IP40 conforming to EN/IEC 60529 |
| Shock resistance | 15 gn in operation 30 gn not operating |

Ordering and shipping details

| | |
|-----------------------|-------------------------------|
| Category | 21127 - ZELIO ICE CUBE RELAYS |
| Discount Schedule | CP2 |
| GTIN | 3389119401975 |
| Nbr. of units in pkg. | 1 |
| Package weight(Lbs) | 2.05 oz (58 g) |
| Returnability | Yes |
| Country of origin | CN |

Packing Units

| | |
|------------------------------|-------------------------|
| Unit Type of Package 1 | PCE |
| Package 1 Height | 1.85 in (47 mm) |
| Package 1 width | 1.22 in (31 mm) |
| Package 1 Length | 1.10 in (28 mm) |
| Unit Type of Package 2 | CAR |
| Number of Units in Package 2 | 10 |
| Package 2 Weight | 19.89 oz (564 g) |
| Package 2 Height | 1.18 in (3 cm) |
| Package 2 width | 4.13 in (10.5 cm) |
| Package 2 Length | 6.97 in (17.7 cm) |
| Unit Type of Package 3 | S01 |
| Number of Units in Package 3 | 80 |
| Package 3 Weight | 10.44 lb(US) (4.737 kg) |
| Package 3 Height | 5.91 in (15 cm) |
| Package 3 width | 5.91 in (15 cm) |
| Package 3 Length | 15.75 in (40 cm) |

Offer Sustainability

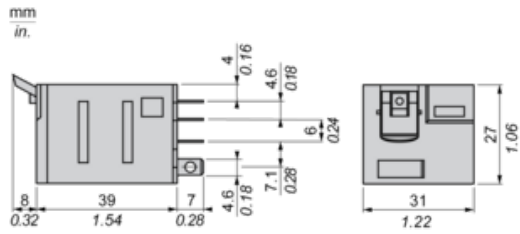
| | |
|---------------------------|--|
| Sustainable offer status | Green Premium product |
| California proposition 65 | WARNING: This product can expose you to chemicals including: Nickel compounds, which is known to the State of California to cause cancer, and Di-isodecyl phthalate (DIDP), which is known to the State of California to cause birth defects or other reproductive harm. For more information go to www.P65Warnings.ca.gov |
| REACH Regulation | REACH Declaration |
| REACH free of SVHC | Yes |
| EU RoHS Directive | Pro-active compliance (Product out of EU RoHS legal scope) EU RoHS Declaration |
| Toxic heavy metal free | Yes |

| | |
|----------------------------|--|
| Mercury free | Yes |
| RoHS exemption information | Yes |
| China RoHS Regulation | China RoHS Declaration |
| Environmental Disclosure | Product Environmental Profile |
| WEEE | The product must be disposed on European Union markets following specific waste collection and never end up in rubbish bins. |

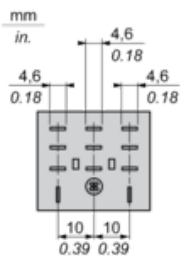
Contractual warranty

| | |
|----------|-----------|
| Warranty | 18 months |
|----------|-----------|

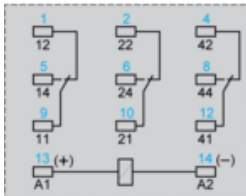
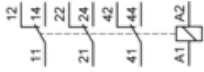
Dimensions



Pin Side View



Wiring Diagram

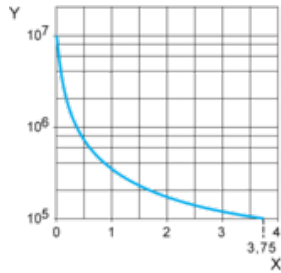


Symbols shown in blue correspond to Nema marking.

Electrical Durability of Contacts

Durability (inductive load) = durability (resistive load) x reduction coefficient.

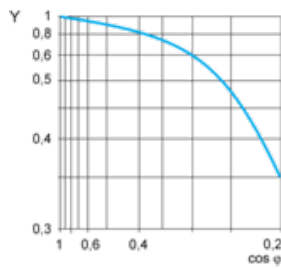
Resistive AC load



X Switching capacity (kVA)

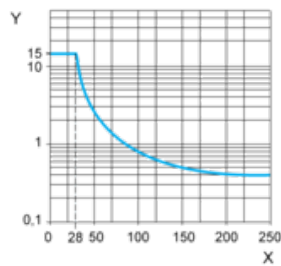
Y Durability (Number of operating cycles)

Reduction coefficient for inductive AC load (depending on power factor $\cos \phi$)



Y Reduction coefficient (A)

Maximum switching capacity on resistive DC load



X Voltage DC

Y Current DC

Note : These are typical curves, actual durability depends on load, environment, duty cycle, etc.