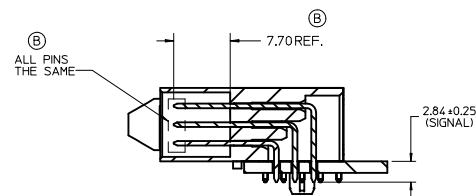
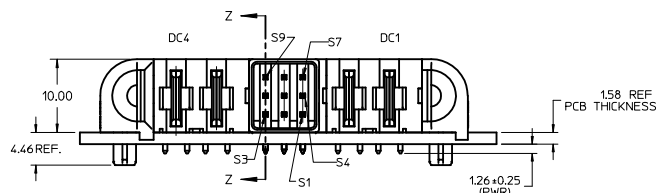
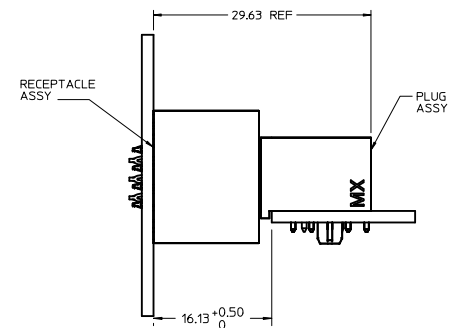


RECOMMENDED PCB LAYOUT AND KEEP-OUT ZONE

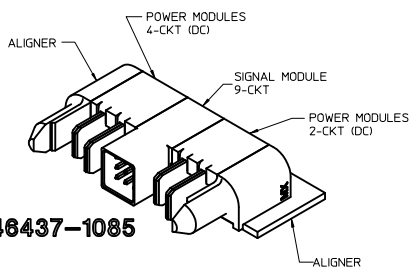


SECTION Z-Z  
SCALE 3:1



NOTES:

- MATERIALS:  
-HOUSINGS: LCP UL94 V-0, COLOR: BLACK.  
-TERMINALS: COPPER ALLOY  
-PLATING: 0.000127 NICKEL OVERALL WITH 0.00254 SELECTIVE MATTE TIN ON TAILS, AND 0.000762 SELECTIVE GOLD ON CONTACT AREA.
- PACKAGING ASSEMBLIES TO BE TRAY PACKED, STD. QUANTITY: TBD.
- PC BOARD REQUIRES SOLDER THRU HOLES, REFER TO PS-46436-100 FOR DETAILS.
- PRODUCT SPEC.: PS-46436-100.
- APPLICATION SPEC.: AS-46436-100.
- PRODUCT TO MEET ROHS REQUIREMENTS.
- ASSEMBLY MATES WITH MOLEX RECEPTACLE ASSEMBLY, P/N 46562-1085.



P/N: 46437-1085

NEW SIGNAL MOD EC NO. UCP2011-474 CHYD: APPR:APATEL 2011/10/28	QUALITY SYMBOLS DESCRIPTION	GENERAL TOLERANCES (UNLESS SPECIFIED)		DIMENSION STYLE MM ONLY		SCALE 2:1	DESIGN UNITS METRIC	THIRD ANGLE PROJECTION
		4 PLACES ± 0.13 3 PLACES ± 0.25 2 PLACES ± 0.25 1 PLACE ± 0.25 ANGULAR ± 1/2°	mm INCH	DATE 2009/12/03 DATE 2009/09/03 DATE 2009/12/07	TITLE R/A PLUG ASSY 2DC-9S-2DC TEN60 POWER FAMILY	MATERIAL NO. 46437-1085	DOCUMENT NO. SD-46437-1085	SHEET NO. 1 OF 1
DRAFT WHERE APPLICABLE MUST REMAIN WITHIN DIMENSIONS		THIS DRAWING CONTAINS INFORMATION THAT IS PROPRIETARY TO MOLEX INCORPORATED AND SHOULD NOT BE USED WITHOUT WRITTEN PERMISSION						