


Data sheet | Item number: 288-512

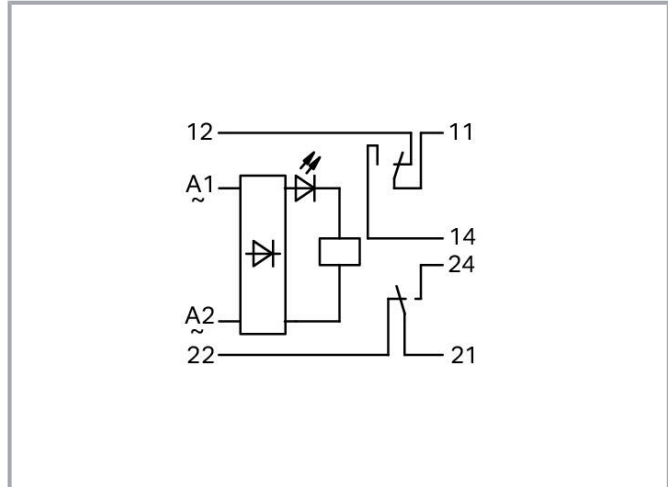
Relay module; Nominal input voltage: 24 V AC/DC; 2 changeover contacts;
Limiting continuous current: 6 A; Module width: 23 mm; 2,50 mm²; gray

www.wago.com/288-512



i Picture differs from the item.

Color:



Data

Technical data

Control Circuit

Nominal input voltage U_N	AC/DC 24 V
Input voltage range	$\pm 10 \%$
Nominal input current at U_N	22 mA

Subject to changes. Please also observe the further product documentation!

WAGO GmbH & Co. KG
Hansastr. 27
32423 Minden
Phone: +49571 887-0 | Fax: +49571 887-169
Email: info.de@wago.com | Web: www.wago.com

Do you have any questions about our products?
We are always happy to take your call at +49 (571) 887-44222.



Load circuit

Number of changeover/switchover contacts	2
Contact material (relay)	AgNi 0.15
Limiting continuous current	6 A
Inrush current (resistive) max.	(AC) 14 A / 4 s
Switching voltage (max.)	AC 250 V
Switching power (resistive) max.	AC 1500 VA
Pull-in time (typ.)	8 ms
Drop-out time (typ.)	3 ms
Bounce time (typ.)	2 ms
Electrical life (NO; resistive load; 23 °C)	100 x 10 ³ switching operations
Mechanical life	20 x 10 ⁶ switching operations

Safety and protection

Rated voltage	250 V
Rated surge voltage	2.5 kV
Pollution degree	2
Dielectric strength (control/load circuit) (AC, 1 min)	2 kVrms
Dielectric strength (open contact) (AC, 1 min)	1 kVrms
Dielectric strength (load/load circuit) (AC, 1 min)	1.5 kVrms

Connection data

Connection technology	CAGE CLAMP®
WAGO connector	WAGO 236 Series
Solid conductor	0.08 ... 2.5 mm ² / 28 ... 12 AWG
Fine-stranded conductor	0.08 ... 2.5 mm ² / 28 ... 12 AWG
Strip length	5 ... 6 mm / 0.2 ... 0.24 inches

Physical data

Width	22.5 mm / 0.886 inches
Height	85 mm / 3.346 inches
Depth from upper-edge of DIN-rail	48 mm / 1.89 inches

Mechanical data

Mounting type	DIN-35 rail
---------------	-------------

Subject to changes. Please also observe the further product documentation!

WAGO GmbH & Co. KG
 Hansastr. 27
 32423 Minden
 Phone: +49571 887-0 | Fax: +49571 887-169
 Email: info.de@wago.com | Web: www.wago.com

Do you have any questions about our products?
 We are always happy to take your call at +49 (571) 887-44222.

Material Data

Color	gray
Fire load	1.172 MJ
Weight	48.4 g

Environmental requirements

Ambient temperature (operation at U_N)	-25 ... +40 °C
Ambient temperature (storage)	-40 ... +80 °C
Processing temperature	-25 ... +50 °C

Standards and specifications

Standards/specifications	EN 60664-1
--------------------------	------------

Commercial data


Product Group	6 (INTERFACE ELECTRONIC)
eCl@ss 10.0	27-37-16-01
eCl@ss 9.0	27-37-16-01
ETIM 8.0	EC001437
ETIM 7.0	EC001437
PU (SPU)	10 (1) pcs
Packaging type	box
Country of origin	CN
GTIN	4045454413750
Customs tariff number	85364900990

Environmental Product Compliance

RoHS Compliance Status	Compliant, No Exemption
------------------------	-------------------------

Approvals / Certificates

General approvals

Logo	Approval	Additional Approval Text	Certificate name
	EAC Brjansker Zertifizierungsstelle	TP TC 004/2011	EAC RU C-DE.AM02. B.00122 /19

Subject to changes. Please also observe the further product documentation!

Optional accessories

Marking accessories

Marking strip



Item no.: 709-196

Marking strips; for laser printer; translucent

www.wago.com/709-196



Item no.: 709-178

Marking strips; on reel; 7.5 mm wide; not stretchable; plain; snap-on type; white

www.wago.com/709-178



Item no.: 709-177

Marking strips; on reel; 7.5 mm wide; not stretchable; plain; snap-on type; translucent

www.wago.com/709-177

Tool

Operating tool



Item no.: 210-720

Operating tool; Blade: 3.5 x 0.5 mm; with a partially insulated shaft; multicoloured

www.wago.com/210-720

Downloads

Documentation

Bid Text

288-512 docx - Datei	2019 Feb 20	docx 16.6 kB	Download
288-512 X81 - Datei	2019 Feb 19	xml 4.2 kB	Download

Additional Information

Disposal and Recycling Electrical and electronic equipment, Batteries, Packaging	V 1.1.0 2022 Aug 18	pdf 2.2 MB	Download
---	------------------------	---------------	----------

CAD/CAE-Data

CAD data

Subject to changes. Please also observe the further product documentation!

WAGO GmbH & Co. KG
Hansastr. 27
32423 Minden
Phone: +49571 887-0 | Fax: +49571 887-169
Email: info.de@wago.com | Web: www.wago.com

Do you have any questions about our products?
We are always happy to take your call at +49 (571) 887-44222.

2D/3D Models 288-512

[URL](#)

[Download](#)

CAE data

EPLAN Data Portal 288-512

[URL](#)

[Download](#)

WSCAD Universe 288-512

[URL](#)

[Download](#)

ZUKEN Portal 288-512

[URL](#)

[Download](#)

Environmental Product Compliance

Compliance Search

Environmental Product Compliance 288-512


[URL](#)

[Download](#)


Relay module; Nominal input voltage: 24 V AC/DC; 2 changeover contacts; Limiting continuous current: 6 A; Module width: 23 mm; 2,50 mm²; gray

Installation Notes

Conductor termination




Conductor termination – screwdriver actuation parallel to conductor entry




Conductor termination – screwdriver actuation perpendicular to conductor entry

Installation

Subject to changes. Please also observe the further product documentation!



Snapping a module onto DIN-rail.



Removing a module from the DIN-rail.

Subject to changes. Please also observe the further product documentation!