

LDX-L30

Sealed Lead Acid Battery Pack

LDX-L30 is the first battery pack allowing user settable voltage to 12 / 24 V without changing the batteries.

They are intended for general use such as in industrial control, communication, and instrumentation equipment.

Key Features & Benefits

- User Settable Output Voltage 12 – 24 VDC / 2.4 – 1.2 Ah
- Sealed Lead Acid Battery
- Integrated Self Resettable Overcurrent Protection



bel POWER SOLUTIONS & PROTECTION

a bel group

belpowersolutions.com

1. MODEL SELECTION

MODEL	VOLTAGE CAPACITY	MAX CHARGING CURRENT	MAX DISCHARGE CURRENT	VOLTAGE / CAPACITY
LDX-L30	12 VDC / 1.2 Ah	12 VDC / 0.6 A 24 VDC / 0.3 A	12 VDC / 5.0 A 24 VDC / 3.0 A	12 VDC / 2.4 Ah 24 VDC / 1.2 Ah

2. BATTERY PACK SPECIFICATIONS

PARAMETER	DESCRIPTION / CONDITION	SPECIFICATION
Voltage Capacity	2 x Lead acid sealed batteries	12 VDC / 1.2 Ah
Battery Size	W x H x D	48.5 x 54.5 x 97.5 mm (max.)
Internal Protection Fuse	Self resettable	15 A
Max Charging Current	12 VDC Configuration: 24 VDC Configuration:	0.6 A 0.3 A
Max Discharge Current	12 VDC Configuration: 24 VDC Configuration:	5.0 A 3.0 A

3. CONFIGURATION


PARAMETER	DESCRIPTION / CONDITION	SPECIFICATION
Voltage / Capacity	Obtainable by external jumper	12 VDC / 2.4 Ah 24 VDC / 1.2 Ah

4. GENERAL SPECIFICATIONS


PARAMETER	DESCRIPTION / CONDITION	SPECIFICATION
Operating Temperature	For proper operating temperature check the Battery datasheet	-20°C to +40°C
Protection Degree	EN60529:1989 / A:2013	IP20
Battery Connectors	Pluggable screw type (24 - 12 AWG) 3 pins pluggable, 5.08 mm pitch	2.5 mm ²
Selection Mode Connectors	Pluggable screw type (24 - 12 AWG) 3 pins pluggable, 5.08 mm pitch	2.5 mm ²

NOTES:

- Technical parameters are typical, measured in laboratory environment at 25°C.
- For more details, performance and description regarding all parameters not indicated in the above table, refer to user manual.
- Data may change without prior notice in order to improve the product



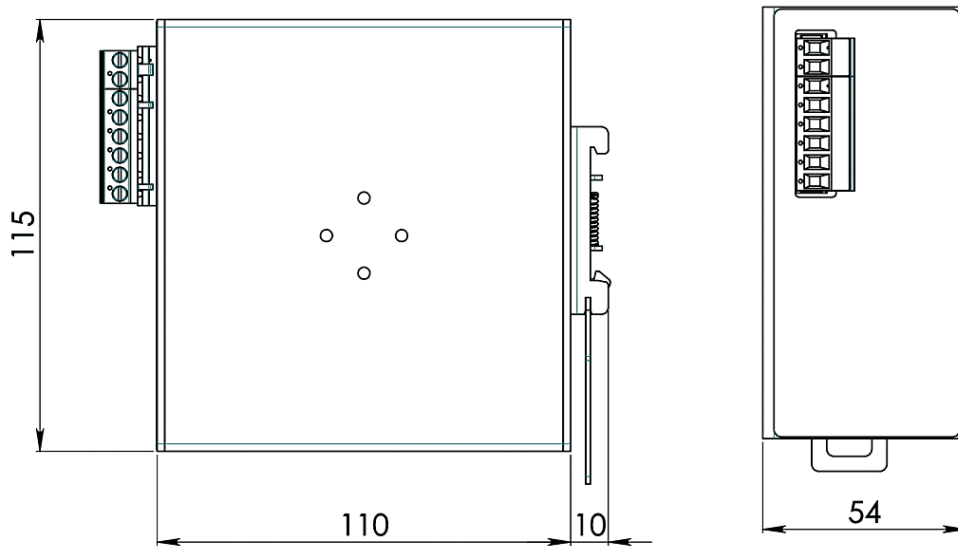
Connect only Jumper 1 to obtain 24 VDC



Connect Jumper 2 and Jumper 3 to obtain 12 VDC

5. MECHANICAL SPECIFICATIONS

PARAMETER	DESCRIPTION / CONDITION	SPECIFICATION
Weight		1200 g
Dimensions		54 x 115 x 110 mm
Case Material		Aluminum
Mounting Rail		IEC 60715/H15/TH35-7.5(-15)



6. PIN DESCRIPTION / CONNECTIONS



INPUT / OUTPUT CONNECTION:

- BATT. (+/-) = IN/OUT connector to (+/-) Battery
- 1 = Jumper connector to obtain 24 VDC / 1.2 Ah
- 2 + 3 = Jumper connectors to obtain 12 VDC / 2.4 Ah

For more information on these products consult: tech.support@psbel.com

NUCLEAR AND MEDICAL APPLICATIONS - Products are not designed or intended for use as critical components in life support systems, equipment used in hazardous environments, or nuclear control systems.

TECHNICAL REVISIONS - The appearance of products, including safety agency certifications pictured on labels, may change depending on the date manufactured. Specifications are subject to change without notice.



Asia-Pacific
+86 755 298 85888

Europe, Middle East
+353 61 225 977

North America
+1 408 785 5200