

RM22UA23MR

Harmony, Modular 1-phase overvoltage control relay, 8 A, 2 CO, 15...500 V AC/DC measurement, 24...240 V AC/DC



Main

Range of Product	Harmony Control Relays
Product or Component Type	Voltage control relay
Relay Type	Voltage control relay
Phase	1 phase
Supply circuit type	DC
Relay name	RM22UA
Relay monitored parameters	Overvoltage detection
Time delay	Without
Switching capacity in VA	2000 VA
Minimum switching current	10 mA 5 V DC
Maximum switching current	8 A AC
Power consumption in VA	3.5 VA AC
Measurement range	15...500 V voltage AC/DC 50/60 Hz
Utilisation category	AC-15 IEC 60947-5-1 DC-13 IEC 60947-5-1 AC-1 IEC 60947-4-1 DC-1 IEC 60947-4-1
Contacts type and composition	2 C/O

Complementary

Reset time	1500 ms at maximum voltage
Maximum switching voltage	250 V AC
[Us] Rated Supply Voltage	24...240 V AC/DC 50/60 Hz
Supply voltage limits	20.4...264 V AC/DC
Maximum power consumption in W	1.5 W DC
Immunity to microbreaks	10 ms
Resistance across terminals	150 KOhm E2-M terminals 300 KOhm E1-M terminals 500 kOhm E3-M terminals
Output contacts	2 C/O
Maximum measuring cycle	100 ms measurement cycle as true rms value
Hysteresis	5...50 % adjustable threshold setting
Delay at power up	600 ms
Repeat accuracy	+/- 0.5 % input and measurement circuit
Measurement error	< 1 % over the whole range with voltage variation 0.05 %/°C with temperature variation
Response time	<= 500 ms
Overvoltage category	III IEC 60664-1
Insulation resistance	> 100 MOhm 500 V DC
[Ui] rated insulation voltage	250 V IEC 60664-1
[Uimp] rated impulse withstand voltage	5 kV 1.2/50 µs IEC 60255-27
Insulation	Between supply and measurement

Connections - terminals	Screw terminals, 2 x 0.5...2 x 2.5 mm ² AWG 20...AWG 14) solid without cable end Screw terminals, 2 x 0.2...2 x 1.5 mm ² AWG 24...AWG 16) flexible with cable end Screw terminals, 1 x 0.5...1 x 3.3 mm ² AWG 20...AWG 12) solid without cable end Screw terminals, 1 x 0.2...1 x 2.5 mm ² AWG 24...AWG 14) flexible with cable end
Tightening torque	5.31...8.85 lbf.in (0.6...1 N.m) IEC 60947-1
Housing material	Self-extinguishing plastic
Mounting support	35 mm DIN rail conforming to EN/IEC 60715
Electrical durability	100000 cycles
Mechanical durability	10000000 cycles
Contacts material	Cadmium free
Safety reliability data	MTTFd = 308.2 years B10d = 290000
Width	0.89 in (22.5 mm)
Net Weight	0.24 lb(US) (0.11 kg)
Compatibility code	RM22

Environment

Electromagnetic compatibility	Immunity for residential, commercial and light-industrial environments EN/IEC 61000-6-1 Immunity for industrial environments EN/IEC 61000-6-2 Emission standard for residential, commercial and light-industrial environments EN/IEC 61000-6-3 Emission standard for industrial environments EN/IEC 61000-6-4 Electrostatic discharge 6 kV (contact discharge) level 3 IEC 61000-4-2 Electrostatic discharge 8 kV (air discharge) level 3 IEC 61000-4-2 Radiated radio-frequency electromagnetic field immunity test 10 V/m level 3 IEC 61000-4-3 Electrical fast transient/burst immunity test 4 kV (direct) level 4 IEC 61000-4-4 Electrical fast transient/burst immunity test 2 kV (capacitive coupling) level 4 IEC 61000-4-4 Surge immunity test 4 kV (common mode) level 4 IEC 61000-4-5 Surge immunity test 2 kV (differential mode) level 4 IEC 61000-4-5 Conducted and radiated emissions class B group 1 CISPR 11 Conducted and radiated emissions class B CISPR 22
Standards	EN/IEC 60255-1
Product Certifications	CE CCC GL RCM UL EAC CSA
Ambient Air Temperature for Storage	-40...158 °F (-40...70 °C)
Ambient air temperature for operation	-4...122 °F (-20...50 °C) 60 Hz -4...140 °F (-20...60 °C) 50 Hz
Relative humidity	93...97 % 77...131 °F (25...55 °C) IEC 60068-2-30
Vibration resistance	0.075 mm 10...58.1 Hz) not in operation IEC 60068-2-6 1 gn 10...58.1 Hz) not in operation IEC 60068-2-6 0.035 mm 58.1...150 Hz) in operation IEC 60068-2-6 0.5 gn 58.1...150 Hz) in operation IEC 60068-2-6
Shock resistance	15 gn 11 ms) not in operation IEC 60068-2-27 5 gn 11 ms) in operation IEC 60068-2-27
IP degree of protection	IP20 IEC 60529 terminals) IP40 IEC 60529 housing) IP50 IEC 60529 front panel)
Pollution degree	3 IEC 60664-1
Dielectric test voltage	2.5 kV AC 50 Hz, 1 min IEC 60255-27

Ordering and shipping details

Category	22380-RELAYS-MEASUREMENT (RM17-RM35)
Discount Schedule	CP2
GTIN	3606480792229
Nbr. of units in pkg.	1
Package weight(Lbs)	4.27 oz (121.0 g)

Returnability	No
Country of origin	ID

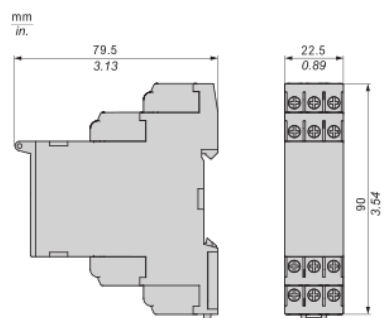
Packing Units

Unit Type of Package 1	PCE
Package 1 Height	1.02 in (2.6 cm)
Package 1 width	3.23 in (8.2 cm)
Package 1 Length	3.74 in (9.5 cm)
Unit Type of Package 2	S02
Number of Units in Package 2	40
Package 2 Weight	11.58 lb(US) (5.252 kg)
Package 2 Height	5.91 in (15 cm)
Package 2 width	11.81 in (30 cm)
Package 2 Length	15.75 in (40 cm)
Unit Type of Package 3	P06
Number of Units in Package 3	640
Package 3 Weight	205.52 lb(US) (93.22 kg)
Package 3 Height	31.50 in (80 cm)
Package 3 width	31.50 in (80 cm)
Package 3 Length	23.62 in (60 cm)

Offer Sustainability

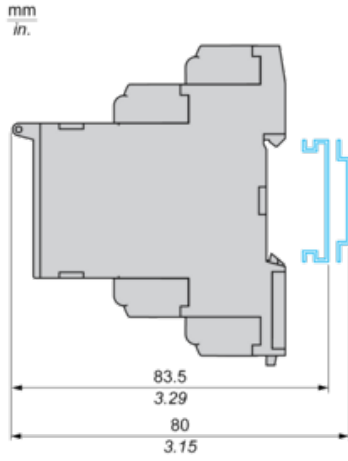
Sustainable offer status	Green Premium product
California proposition 65	WARNING: This product can expose you to chemicals including: Lead and lead compounds, which is known to the State of California to cause cancer and birth defects or other reproductive harm. For more information go to www.P65Warnings.ca.gov
REACH Regulation	REACH Declaration
EU RoHS Directive	Pro-active compliance (Product out of EU RoHS legal scope) EU RoHS Declaration
Mercury free	Yes
RoHS exemption information	Yes
China RoHS Regulation	China RoHS Declaration
Environmental Disclosure	Product Environmental Profile
Circularity Profile	End Of Life Information
WEEE	The product must be disposed on European Union markets following specific waste collection and never end up in rubbish bins.

Dimensions



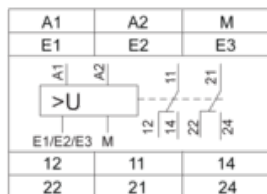
Mounting and Clearance

Rail Mounting



Overvoltage Control Relay

Wiring Diagram



A1,A2 : Supply voltage

E1,E2,E3,M : Voltages to be measured

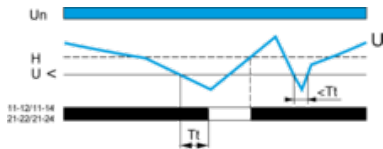
11-14,12 : 1st C/O contact of output relay

21-24,22 : 2nd C/O contact of output relay

Function Diagrams

Undervoltage Control

Without memory ("No Memory" mode)

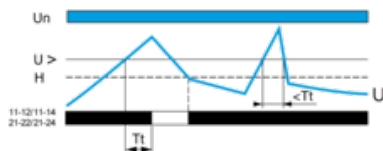


With memory ("Memory" mode)




Overvoltage Control

Without memory ("No Memory" mode)



With memory ("Memory" mode)



Legend

Tt Time delay after crossing of threshold

Un Nominal supply voltage

U Monitored supply voltage

H Hysteresis

U> Overvoltage threshold

U< Undervoltage threshold

11-12/11-14, 21-22/21-24 Output relay connections

Relay status: black color = energized.

NOTE: In "Memory" mode, the relay opens when crossing of the threshold is detected and then stays in that position. The power supply voltage must be switched off to reset the product.