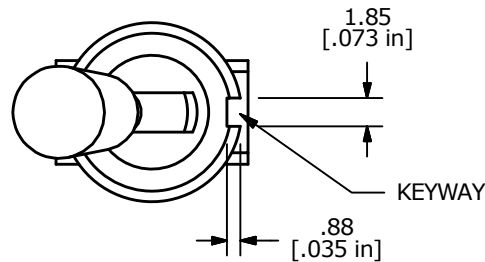
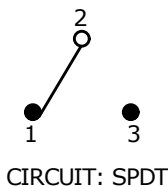


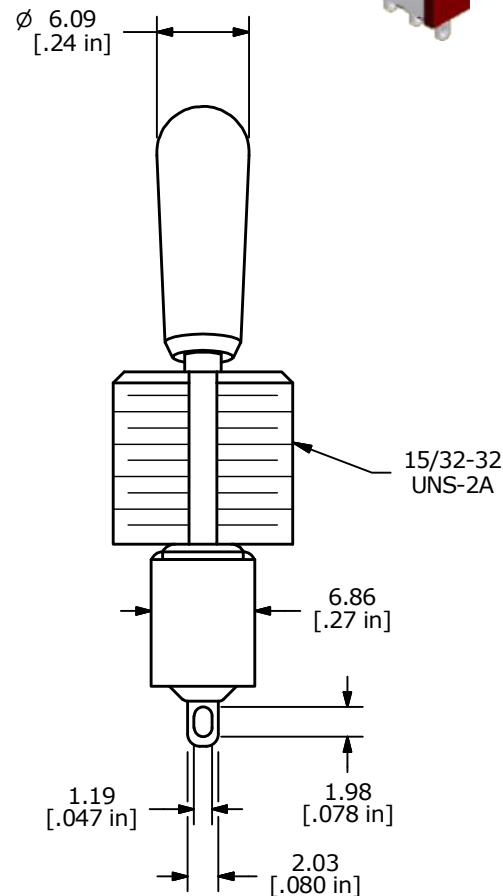
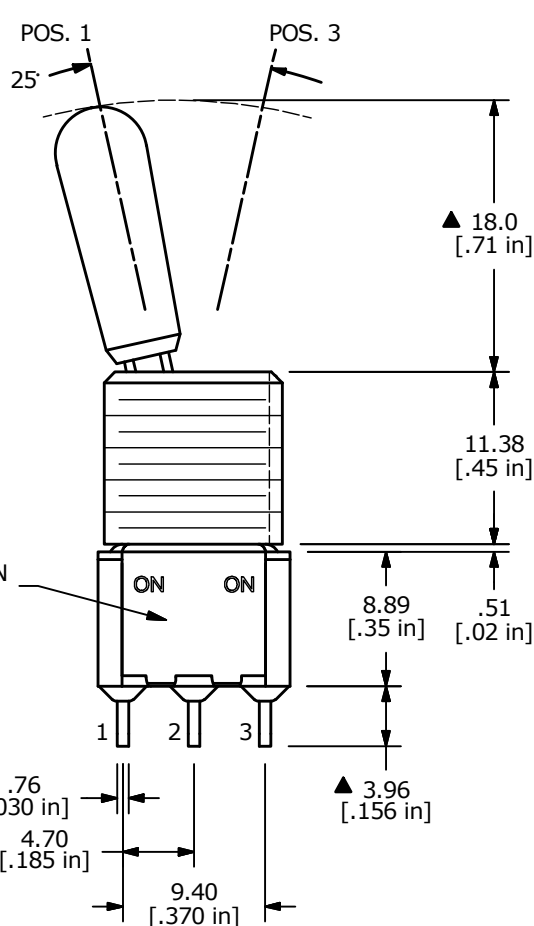
PANEL MOUNTING



▲ SWITCH FUNCTION		
POS. 1	POS. 2	POS. 3
ON	NONE	ON
2-3	N/A	2-1



- NOTE:
1. ALL DIMENSIONS IN MM [INCH]
 2. GENERAL TOLERANCE: X.X = ±0.4
X.XX = ±0.25
 3. TERMINAL NUMBERS FOR REF ONLY
 - ▲ 4. PLATING MATERIAL: SILVER
 5. RATING: 5 AMPS @ 120VAC (or 28 VDC)
2 AMP @ 250VAC
 6. ELECTRIC LIFE: 40,000 MAKE-AND-BREAK CYCLES AT FULL LOAD.
 7. INSULATION RESISTANCE: 1,000 MΩ MIN.
 8. DIELECTRIC STRENGTH: 1,000 V RMS @SEA LEVEL.
 9. OPERATING TEMP.: -30°C to 85°C
 10. ▲ DENOTES CRITICAL PARAMETER.
 11. 2011/65/EU (ROHS) COMPLIANT
 12. HARDWARE TO BE SHIPPED BULK:
T100012 - LOCK WASHER, QTY 1
T100003 - LOCK RING, QTY 1
T100004 - HEX NUT, QTY 2



C	23063	REVISED AND REDRAWN	10/27/17	MW
REV	PCR NO	DESCRIPTION	DATE	BY

TITLE 100SP1T8B13M1QEH				
SCALE 2:1	DATE 10/27/2017	DR MW	DWG ST111027	REV C

THE INFORMATION CONTAINED IN THIS DOCUMENT IS PROPRIETARY TO E-SWITCH AND IS NOT TO BE COPIED OR TRANSFERRED