

1SNK926303R0000 ✓ ACTIVE

ENTRELEC | ENTRELEC SNK

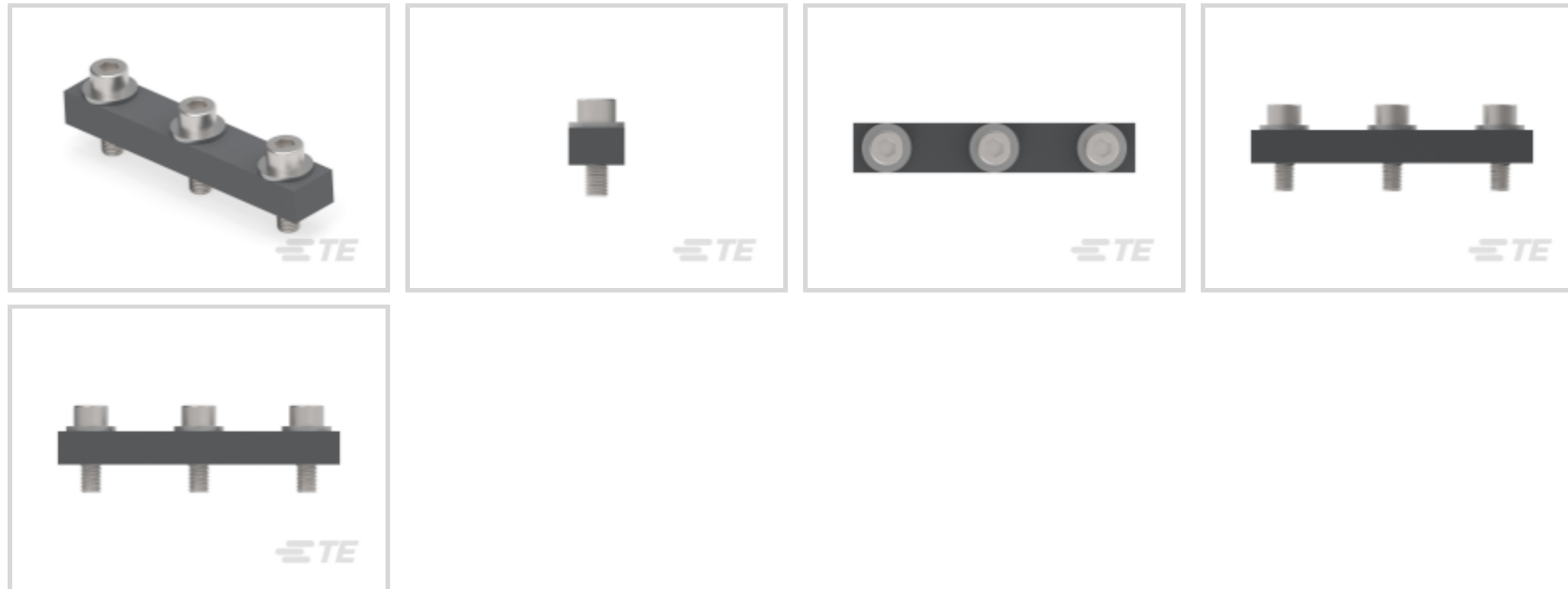
TE Internal #: 1SNK926303R0000

Terminal Block & Strip Conducting Accessories, Jumper Bar, 3 Pole, Product Spacing 1.024 in [26 mm], -67 – 230 °F [-55 – 110 °C], ENTRELEC SNK

[View on TE.com >](#)



Connectors > Terminal Blocks & Strips > Terminal Block & Strip Accessories > Terminal Block & Strip Conducting Accessories



Conducting Accessory Type: **Jumper Bar**

Number of Poles: **3**

PCB Mount Retention Type: **Screw**

Product Spacing: **26 mm [1.024 in]**

Contact Current Rating (Max): **232 A**

Features

Product Type Features

Conducting Accessory Type	Jumper Bar
---------------------------	------------

Configuration Features

Number of Poles	3
-----------------	---

Electrical Characteristics

Operating Voltage Rating (UL & CSA) (Max) - Main Circuit	600 V
Impulse Withstanding Voltage Rating (IEC)	8000 V
Voltage Rating (CSA)	600 V
Current Rating (CSA)	230 A
Short-Time Withstanding Current Rating @ 1s	11400 A
Power Loss	7.4 W
Dielectric Withstanding Voltage (Max)	3500 V
Voltage Rating (IEC)	1000 V
Current Rating (UL)	230 A
Current Rating (IEC)	232 A

Body Features

Product Weight	65.7 g[2.317 oz]
----------------	------------------

Contact Features

Contact Current Rating (Max)	232 A
------------------------------	-------

Mechanical Attachment

Tightening Torque	17.7 in-lbs
-------------------	-------------

PCB Mount Retention Type	Screw
--------------------------	-------

Dimensions

Tool Size	4 mm[.157 in]
-----------	---------------

Product Depth	20.7 mm[.815 in]
---------------	------------------

Product Width	26 mm[1.024 in]
---------------	-----------------

Product Height	68 mm[2.677 in]
----------------	-----------------

Product Spacing	26 mm[1.024 in]
-----------------	-----------------

Usage Conditions

Installation Temperature Range	-5 – 40 °C[23 – 104 °F]
--------------------------------	-------------------------

Operating Temperature Range	-55 – 110 °C[-67 – 230 °F]
-----------------------------	----------------------------

Industry Standards

IP Rating	IP20
-----------	------

Product Compliance

[For compliance documentation, visit the product page on TE.com>](#)

EU RoHS Directive 2011/65/EU	Compliant
------------------------------	-----------

EU ELV Directive 2000/53/EC	Compliant
-----------------------------	-----------

China RoHS 2 Directive MIIT Order No 32, 2016	No Restricted Materials Above Threshold
---	---

EU REACH Regulation (EC) No. 1907/2006	Current ECHA Candidate List: JAN 2023 (233) Candidate List Declared Against: JAN 2023 (233) Does not contain REACH SVHC
--	---

Halogen Content	Low Halogen - Br, Cl, F, I < 900 ppm per homogenous material. Also BFR/CFR/PVC Free
-----------------	---

Solder Process Capability	Not reviewed for solder process capability
---------------------------	--

This information is provided based on reasonable inquiry of our suppliers and represents our current actual knowledge based on the information they provided. This information is subject to change. The part numbers that TE has identified as EU RoHS compliant have a maximum concentration of 0.1% by weight in homogenous materials for lead, hexavalent chromium, mercury, PBB, PBDE, DBP, BBP, DEHP, DIBP, and 0.01% for cadmium, or qualify for an exemption to these limits as defined in the Annexes of Directive 2011/65/EU (RoHS2). Finished electrical and electronic equipment products will be CE marked as required by Directive 2011/65/EU. Components may not be CE marked. Additionally, the part numbers that TE has identified as EU ELV compliant have a maximum concentration of 0.1% by weight in homogenous materials for lead, hexavalent chromium, and mercury, and 0.01% for cadmium, or qualify for an exemption to these limits as defined in the Annexes of Directive 2000/53/EC (ELV). Regarding the REACH Regulation, the information TE provides on SVHC in articles for this part number is based on the latest European Chemicals Agency (ECHA) 'Guidance on requirements for substances in articles' posted at this URL: <https://echa.europa.eu/guidance-documents/guidance-on-reach>

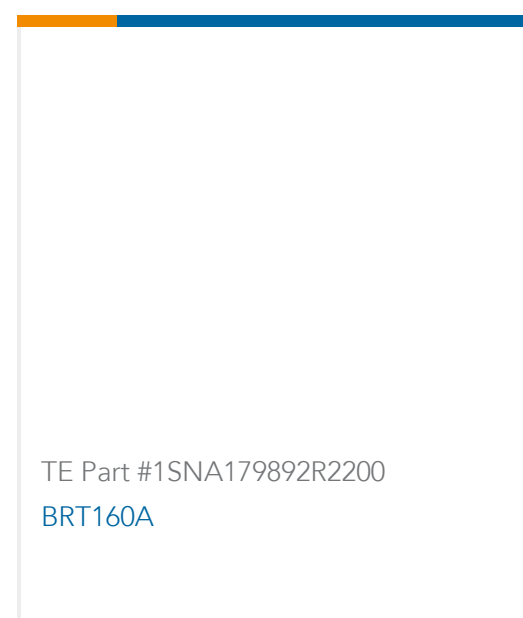
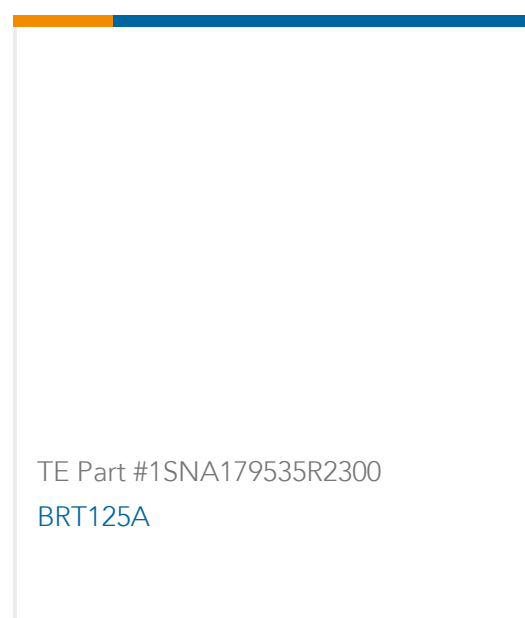
Compatible Parts



Also in the Series | ENTRELEC SNK



Customers Also Bought



Documents

CAD Files

3D PDF

3D

Customer View Model

[ENG_CVM_CVM_1SNK926303R0000_A.2d_dxf.zip](#)

English

Customer View Model

[ENG_CVM_CVM_1SNK926303R0000_A.3d_igs.zip](#)

English

Customer View Model

[ENG_CVM_CVM_1SNK926303R0000_A.3d_stp.zip](#)

English

By downloading the CAD file I accept and agree to the [Terms and Conditions](#) of use.

Datasheets & Catalog Pages

[Catalogue - ENTRELEC terminal-blocks-sna-series](#)

English

[ENTRELEC Terminal Block - Master Catalog](#)



[ENTRELEC Terminal Block - Master Catalog](#)

English

[JB26-3](#)

English

[SNK SERIES TERMINAL BLOCKS](#)

English

[ENTRELEC Terminal Blocks Catalogue \(RUS\)](#)

[Essential Entrelec Terminal Blocks](#)

French

[Essential Entrelec Terminal Blocks](#)

English

[Essential Entrelec Terminal Blocks](#)

Japanese