

Feed-through header - MCO 1,5/ 4-G1R-3,5 KMGY - 2278377

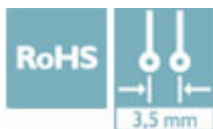
Please be informed that the data shown in this PDF Document is generated from our Online Catalog. Please find the complete data in the user's documentation. Our General Terms of Use for Downloads are valid (<http://phoenixcontact.com/download>)



PCB headers, number of positions: 4, pitch: 3.5 mm, color: light gray, Article with lateral pin exit

Your advantages

- Headers for ME and ME MAX electronics housing
- Plug-in direction orthogonal to the PCB
- Pitch: 3.5 mm



Key Commercial Data

Packing unit	50 pc
GTIN	
GTIN	4046356292986

Technical data

Dimensions

Pitch	3.5 mm
Dimension a	10.5 mm
Length of the solder pin	3 mm

General

Range of articles	MCO 1,5/...-G1R
Insulating material group	I
Rated surge voltage (III/3)	2.5 kV
Rated surge voltage (III/2)	2.5 kV
Rated surge voltage (II/2)	2.5 kV
Rated voltage (III/3)	160 V
Rated voltage (III/2)	160 V
Rated voltage (II/2)	320 V
Nominal current I _N	8 A

Feed-through header - MCO 1,5/ 4-G1R-3,5 KMGY - 2278377

Technical data

General

Maximum load current	8 A
Insulating material	PA
Flammability rating according to UL 94	V0
Color	light gray
Number of positions	4

Standards and Regulations

Connection in acc. with standard	CUL
Flammability rating according to UL 94	V0

Environmental Product Compliance

China RoHS	Environmentally friendly use period: unlimited = EFUP-e
	No hazardous substances above threshold values

Approvals


Approvals


Approvals

EAC / cULus Recognized

Ex Approvals

Approval details

EAC		B.01742
-----	---	---------

cULus Recognized		http://database.ul.com/cgi-bin/XYV/template/LISEXT/1FRAME/index.htm	E60425-20050718
	B	D	
Nominal voltage UN	300 V	300 V	
Nominal current IN	8 A	8 A	

Phoenix Contact 2019 © - all rights reserved
<http://www.phoenixcontact.com>

PHOENIX CONTACT GmbH & Co. KG
Flachmarktstr. 8
32825 Blomberg
Germany
Tel. +49 5235 300
Fax +49 5235 3 41200
<http://www.phoenixcontact.com>