

Data sheet | Item number: 237-102

PCB terminal block; 2.5 mm<sup>2</sup>; Pin spacing 5 mm; 2-pole; 2,50 mm<sup>2</sup>; gray

[www.wago.com/237-102](http://www.wago.com/237-102)



## Data

### Electrical data

### Ratings per IEC/EN

Ratings per	IEC/EN 60664-1
Rated voltage (III/2)	250 V
Rated impulse voltage (III/2)	2.5 kV

Subject to changes. Please also observe the further product documentation!

WAGO GmbH & Co. KG  
Hansastr. 27  
32423 Minden  
Phone: +49571 887-0 | Fax: +49571 887-169  
Email: [info.de@wago.com](mailto:info.de@wago.com) | Web: [www.wago.com](http://www.wago.com)

Do you have any questions about our products?  
We are always happy to take your call at +49 (571) 887-44222.



Rated current	16 A
Legend (ratings)	(III / 2) $\hat{=}$ Overvoltage category III / Pollution degree 2

### Connection data

Connection points	2
Total number of potentials	2
Number of connection types	1
Number of levels	1

### Connection 1

Connection technology	Screw connection
Actuation type	Operating tool
Solid conductor	0.5 ... 2.5 mm <sup>2</sup> / 20 ... 14 AWG
Fine-stranded conductor	0.5 ... 2.5 mm <sup>2</sup> / 20 ... 14 AWG
Strip length	5 ... 7 mm / 0.2 ... 0.28 inches
Conductor connection direction to PCB	0°
Pole number	2

### Physical data

Pin spacing	5 mm / 0.197 inches
Width	10 mm / 0.394 inches
Height from the surface	11 mm / 0.433 inches
Depth	9 mm / 0.354 inches
Solder pin length	4.5 mm
Solder pin diameter	1 mm

### Plug-in connection

Plugging without loss of pin spacing	Yes
--------------------------------------	-----

### PCB contact

PCB contact	THT
Solder pin arrangement	over the entire terminal strip (in-line)
Number of solder pins per potential	1

### Material Data

Note (material data)

Subject to changes. Please also observe the further product documentation!



Information on material specifications can be found here

Color	gray
Material group	I
Insulation material	Polyamide (PA66)
Flammability class per UL94	V0
Clamping spring material	Chrome-nickel spring steel (CrNi)
Contact material	Electrolytic copper (E <sub>Cu</sub> )
Contact plating	Tin
Fire load	0.017 MJ
Weight	1.9 g

### Environmental requirements

Limit temperature range	-60 ... +105 °C
-------------------------	-----------------

### Commercial data

eCl@ss 10.0	27-44-04-01
eCl@ss 9.0	27-44-04-01
ETIM 8.0	EC002643
ETIM 7.0	EC002643
PU (SPU)	600 (100) pcs
Packaging type	box
Country of origin	IN
GTIN	4045454539771
Customs tariff number	85369010000

### Environmental Product Compliance

CAS-No.	7439-92-1
REACH Candidate List Substance	Lead
RoHS Compliance Status	Compliant,With Exemption
RoHS Exemption	6(c)
SCIP notification number (Austria)	2d027e71-8dc8-4a71-93f4-757ab3ae96aa
SCIP notification number (Belgium)	d1a0471c-a4c5-4fcb-a886-9276a0db7138
SCIP notification number (Bulgaria)	d165b275-7047-43c7-9df3-493322b9f6f3
SCIP notification number (Czech Republic)	ac1456ca-4491-42e7-877c-d1ebd30fc48c
SCIP notification number (Denmark)	2da07241-1630-4bb0-88f8-253995b8ea8a
SCIP notification number (Finland)	a28890eb-3e88-4e1c-970f-56b20b438bf6

Subject to changes. Please also observe the further product documentation!





WAGO GmbH & Co. KG  
 Hansastr. 27  
 32423 Minden  
 Phone: +49571 887-0 | Fax: +49571 887-169  
 Email: [info.de@wago.com](mailto:info.de@wago.com) | Web: [www.wago.com](http://www.wago.com)

Do you have any questions about our products?  
 We are always happy to take your call at +49 (571) 887-44222.



SCIP notification number (France)	dc67ed0f-50d7-456a-ae63-ee44a755fbfa
SCIP notification number (Germany)	1f6c2566-3e0d-43b7-ba5a-81e20a393e65
SCIP notification number (Hungary)	b5555adf-ba7b-4014-b3c2-c2e5fa1146dd
SCIP notification number (Italy)	938f9a23-439a-4a53-8ff1-2b006269eedb
SCIP notification number (Netherlands)	07dd5291-8c11-4901-b3ce-2deccc6ad3e4
SCIP notification number (Poland)	87008bd5-fc38-40b8-b9e1-fe274e1a0426
SCIP notification number (Romania)	8ee3ec2b-ff01-49a3-975f-c59cf32a068d
SCIP notification number (Sweden)	72aae65e-3b6e-449a-a76f-be72b5d90c49

## Approvals / Certificates

### General approvals

Logo	Approval	Additional Approval Text	Certificate name
	CCA DEKRA Certification B.V.	EN 60947	NTR NL-7137
	CCA DEKRA Certification B.V.	EN 60947	2160584.33
	CSA DEKRA Certification B.V.	C22.2 No. 158	70048844
	UL UL International Germany GmbH	UL 1059	E45172

### Declarations of conformity and manufacturer's declarations

Logo	Approval	Additional Approval Text	Certificate name
	EU-Declaration of Conformity WAGO GmbH & Co. KG	-	-
	UK-Declaration of Conformity WAGO GmbH & Co. KG	-	-

Subject to changes. Please also observe the further product documentation!

WAGO GmbH & Co. KG  
Hansastr. 27  
32423 Minden  
Phone: +49571 887-0 | Fax: +49571 887-169  
Email: [info.de@wago.com](mailto:info.de@wago.com) | Web: [www.wago.com](http://www.wago.com)

Do you have any questions about our products?  
We are always happy to take your call at +49 (571) 887-44222.



## Downloads

### Documentation

#### Additional Information

Technical Section	2019 Apr 3	pdf	Download
Technical explanations		2.0 MB	

## CAD/CAE-Data

### CAD data

2D/3D Models 237-102	URL	Download
----------------------	-----	----------

### CAE data

EPLAN Data Portal 237-102	URL	Download
---------------------------	-----	----------

ZUKEN Portal 237-102	URL	Download
----------------------	-----	----------

## PCB Design

Symbol and Footprint 237-102	URL	Download
------------------------------	-----	----------

CAX data for your PCB design, consisting of "schematic symbols and PCB footprints", allow easy integration of the WAGO component into your development environment.

### Supported formats:

- Accel EDA 14 & 15
- Altium 6 to current version
- Cadence Allegro
- DesignSpark
- Eagle Libraries
- KiCad
- Mentor Graphics BoardStation
- Mentor Graphics Design Architect
- Mentor Graphics Design Expedition 99 and 2000
- OrCAD 9.X PCB and Capture
- PADS PowerPCB 3, 3.5, 4.X, and 5.X
- PADS PowerPCB and PowerLogic 3.0
- PCAD 2000, 2001, 2002, 2004, and 2006

Subject to changes. Please also observe the further product documentation!



- Pulsonix 8.5 or newer
- STL
- 3D STEP
- TARGET 3001!
- View Logic ViewDraw
- Quadcept
- Zuken CadStar 3 and 4
- Zuken CR-5000 and CR-8000

PCB Component Libraries (EDA), PCB CAD Library Ultra Librarian

---

## Environmental Product Compliance

### Compliance Search

Environmental Product Compliance 237-102	URL	Download
PCB terminal block; 2.5 mm <sup>2</sup> ; Pin spacing 5 mm; 2-pole; 2,50 mm <sup>2</sup> ; gray		

---

## Installation Notes

Subject to changes. Please also observe the further product documentation!

---

WAGO GmbH & Co. KG  
Hansastr. 27  
32423 Minden  
Phone: +49571 887-0 | Fax: +49571 887-169  
Email: [info.de@wago.com](mailto:info.de@wago.com) | Web: [www.wago.com](http://www.wago.com)

Do you have any questions about our products?  
We are always happy to take your call at +49 (571) 887-44222.