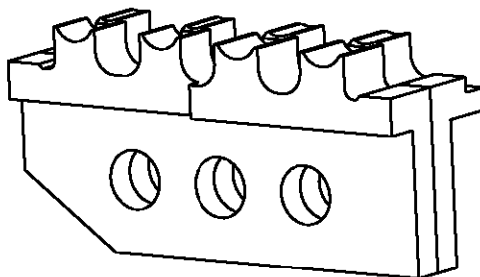
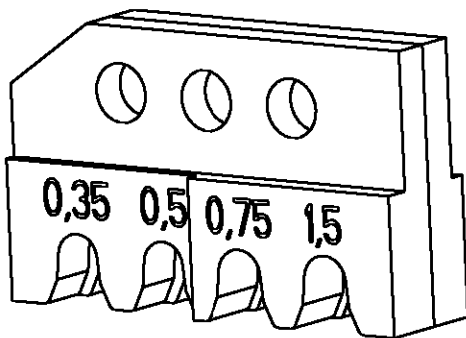


LOC	DIST	REVISIONS					
		P	LTR	DESCRIPTION	DATE	DWN	APVD
A1	-		A	new drawing	11FEB2002	-	-

Kontakt Contact	DGB (mm ²) Wire Range	Drahtcrimp/Wirecrimp		Isocrimp	Iso.-Ø Ins. Range	Dichtung Seal	Betriebsanl. Instr. Sheet
		Hoehe/Height	Breite/Width	Breite/Width			
1241604	0.35	0.92	1.40	3.18	1.2-1.4	963142 / 967067	411-18102
	0.5	1.01	1.40	3.18	1.4-1.6		
1241606	0.75	1.15	2.03	3.43	1.7-1.9	963142 / 967067	
	1.5	1.44	2.03	3.43	2.2-2.4		




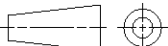
539693-2	1	2-539786-5	contact guide	Kontaktabstuetzung	A
	1	8-539634-5	screw M4x11	Schraube M4x11	A
	1	1-519151-1	screw M4x16	Schraube M4x16	A
	1	0-519021-8	hex nut M4	Mutter M4 DIN 934	A
	QTY Stck	PN	Description	Benennung	REV

19

RELEASED FOR PUBLICATION

THIS DRAWING IS UNPUBLISHED.

© COPYRIGHT 19 BY TYCO ELECTRONICS CORPORATION. ALL RIGHTS RESERVED.

DIMENSIONS: mm-DIN 7168-m		DWN M.Weberndoerfer 16NOV99	MATERIAL -	FINISH -
TOLERANCES UNLESS OTHERWISE SPECIFIED:		CHK U.Reuter 16NOV99	 tyco Electronics AMP GmbH D - 64625 Bensheim	
0 PLC ± 1 PLC ± 2 PLC ± 3 PLC ± 4 PLC ± ANGLES ±		APVD -		
PRODUCT SPEC -		NAME ERGOCRIMP Die Set for M.Q.S. 1.5 mm (SWS)		
APPLICATION SPEC -		SIZE A4	CAGE CODE 00779	DRAWING NO C=539693-2
WEIGHT -		RESTRICTED TO -		
		CUSTOMER DRAWING		SCALE 2:1 SHEET 1 OF 1 REV A