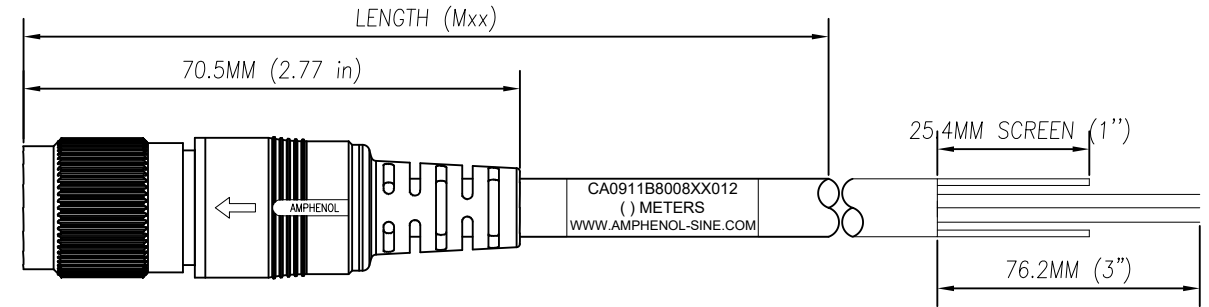
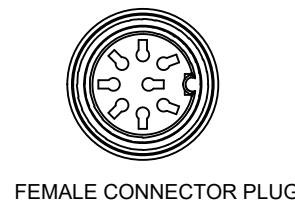
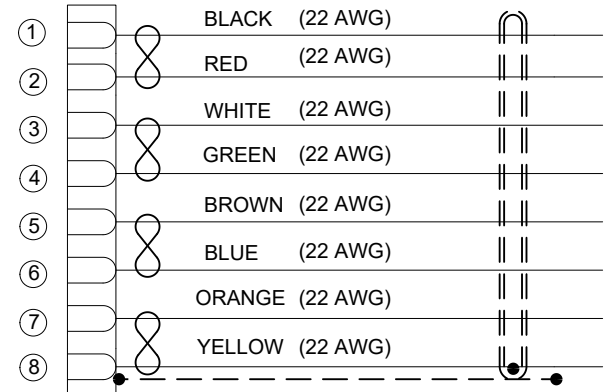
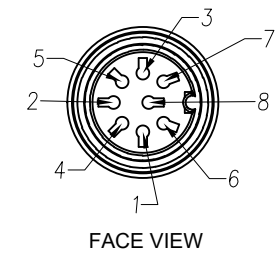


Part Number	Length (Meters)
CA0911B800801012	1 (3.28 FEET)
CA0911B800802012	2 (6.56 FEET)
CA0911B800803012	3 (9.84 FEET)
CA0911B800805012	5 (16.40 FEET)
CA0911B800807012	7 (22.96 FEET)
CA0911B800810012	10 (32.80 FEET)
CA0911B800813012	13 (42.65 FEET)
CA0911B800815012	15 (49.21 FEET)

REVISIONS							
REV	ZONE	ECO	DESCRIPTION	DATE	BY	CHK	APPR
A1	-	-	TECHNICAL DATA SHEET RELEASE	20-JULY-17	RO	-	-



WIRING DIAGRAM



CAN BE USED WITH MATING  
MALE RECEPTACLE #  
CA0911G118005

CONTACT YOUR  
DISTRIBUTOR FOR OTHER  
MATING OPTIONS

TECHNICAL DATA:

- 1) MATERIALS:  
 COUPLING NUT: ZINC DIE CAST  
 INSULATION INSERT: THERMOPLASTIC  
 CONTACT: SILVER PLATED  
 OVERMOLD MATERIAL: THERMOPLASTIC COLOR: BLACK  
 CABLE RATING: UL LISTED, UL RECOGNIZED AWM STYLE AND CSA CERTIFIED, AWM 2517 105°C 300V  
 CABLE JACKET MATERIAL: PVC COLOR: BLACK  
 BENDING RADIUS: 0.260"  
 CONDUCTOR INSULATION: SR-PVC  
 NUMBER OF CONDUCTORS: (8) 22AWG

- 2) CONNECTOR ELECTRICAL DATA:  
 CURRENT (MAX): 7A AT 40°C  
 VOLTAGE (MAX): 250V AC/DC PER UL 1977  
 INSULATION RESISTANCE: 100M OHMS PER IEC 60512-3-1  
 RATED IMPULSE WITHSTAND VOLTAGE: 1200V PER IEC 60664-1

- 3) CONNECTOR MECHANICAL DATA:  
 TEMPERATURE RANGE: -25°C TO +100°C  
 PROTECTION: IP68 (MATED CONDITION)  
 MATING CYCLES: >500

- 4) RoHS COMPLIANT

TOLERANCE	
0-2.99 M = +100.0/-25.0mm	0-9.99 FT = +4" / -1"
3-8.99 M = +150.0/-25.0mm	10.00-29.99 FT = +6" / -1"
9-14.99 M = +300.0/-25.0mm	30.00-49.99 FT = +12" / -1"
15-OVER M = +450.0/-25.0mm	50 FT-OVER = +18" / -1"

QUANTITY	PART NUMBER	DESCRIPTION	ITEM
<b>MATERIALS LIST</b>			
<p>UNLESS OTHERWISE SPECIFIED:                      1) All dimensions are in metric(mm).                      2) Tolerances are as follows:                      1 PL DEC ±0.30 Fractions ±1/64                      2 PL DEC ±0.15 Angles ±1°                      3 PL DEC ±0.08</p>			
<p>SIGNATURES DATE</p> <p>DRAWN: RO 8-JUNE-17</p> <p>CHECKED: AA 8-JUNE-17</p> <p>ENGINEER: RO</p> <p>APPROVAL: WS 3-JUNE-17</p>		<p><b>Amphenol</b></p> <p>Sine Systems - www.amphenol-sine.com                      44724 Morley Drive                      Clinton Township, MI 48036</p>	
<p>MATERIAL SPECIFICATIONS:</p> <p>PROCESS SPECIFICATIONS:                      IPC-WHMA-A-620</p> <p>NEXT ASSY:</p>		<p>CUSTOMER:</p> <p>THIS DRAWING IS SUPPLIED FOR INFORMATION ONLY. DESIGN FEATURES, SPECIFICATIONS AND PERFORMANCE DATA SHOWN HEREON ARE THE PROPERTY OF THE AMPHENOL CORPORATION. NO RIGHTS OF REPRODUCTION ARE IMPLIED. ALL DIMENSIONS ARE SUBJECT TO NORMAL MANUFACTURING VARIATIONS.</p>	
<p>SCALE: HALF</p>		<p>C091 (M16) 8 POS CIRCULAR MOLDED, STD. STRAIN RELIEF, FEMALE TO LEADS, 22AWG</p> <p>SIZE: C- CA0911B8008XX012 A1</p> <p>SHEET 1 OF 1</p>	

