

Printed-circuit board connector - MC 0,5/16-G-2,54 SMD R72 - 1821834

Please be informed that the data shown in this PDF Document is generated from our Online Catalog. Please find the complete data in the user's documentation. Our General Terms of Use for Downloads are valid (<http://phoenixcontact.com/download>)

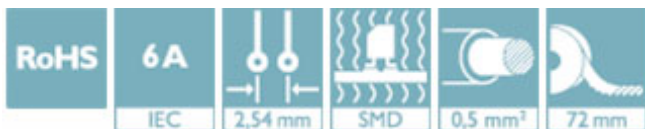
PCB headers, nominal current: 6 A, number of positions: 16, pitch: 2.54 mm, color: black, contact surface: Gold, mounting: SMD soldering, Sample values available under SAMPLE MC...



The figure shows the 10-position version

Your advantages

- ✓ Designed for integration into the SMT soldering process
- ✓ Additional solder anchors reduce the mechanical strain on the soldering spots
- ✓ Gold-plated contacts ensure transfer quality remains stable over the long term
- ✓ Supplied in tape-on-reel packing according to IEC 60286-3 for automated mounting



Key Commercial Data

Packing unit	465 pc
Minimum order quantity	465 pc
GTIN	
GTIN	4046356789998

Technical data

Dimensions

Length [l]	7.1 mm
Width	45.22 mm
Pitch	2.54 mm
Dimension a	38.1 mm
Width [w]	45.22 mm
Height [h]	4.85 mm
Height	4.85 mm
Pin dimensions	0.64 x 0.64 mm
Length	7.1 mm

General

Printed-circuit board connector - MC 0,5/16-G-2,54 SMD R72 - 1821834

Technical data

General

Range of articles	MC 0,5/...-G-SMD
Insulating material group	IIIa
Rated surge voltage (III/3)	2.5 kV
Rated surge voltage (III/2)	2.5 kV
Rated surge voltage (II/2)	2.5 kV
Rated voltage (III/3)	32 V
Rated voltage (III/2)	160 V
Rated voltage (II/2)	160 V
Connection in acc. with standard	EN-VDE
Nominal current I_N	6 A
Insulating material	LCP
Flammability rating according to UL 94	V0
Color	black
Number of positions	16

Standards and Regulations

Connection in acc. with standard	EN-VDE
Flammability rating according to UL 94	V0

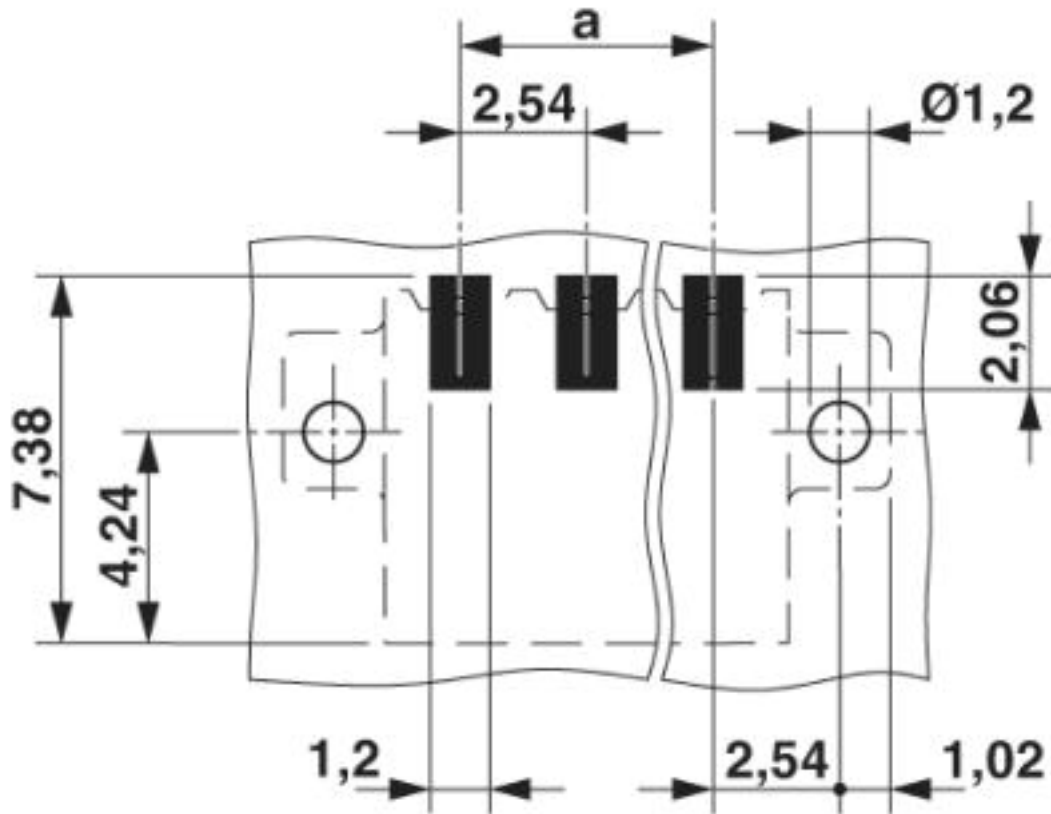
Environmental Product Compliance

China RoHS	Environmentally friendly use period: unlimited = EFUP-e
	No hazardous substances above threshold values

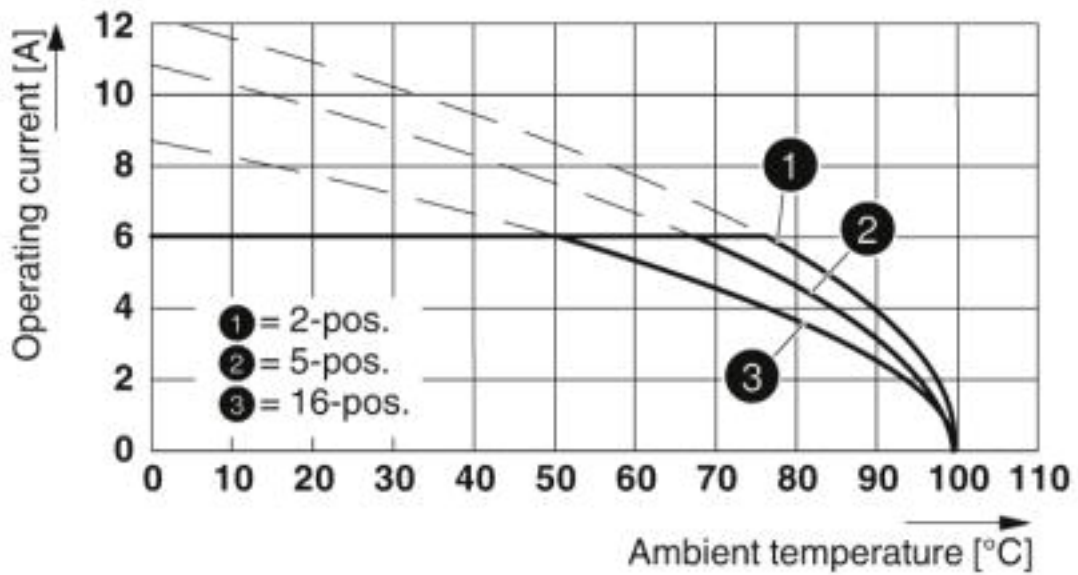
Drawings

Printed-circuit board connector - MC 0,5/16-G-2,54 SMD R72 - 1821834

Drilling diagram



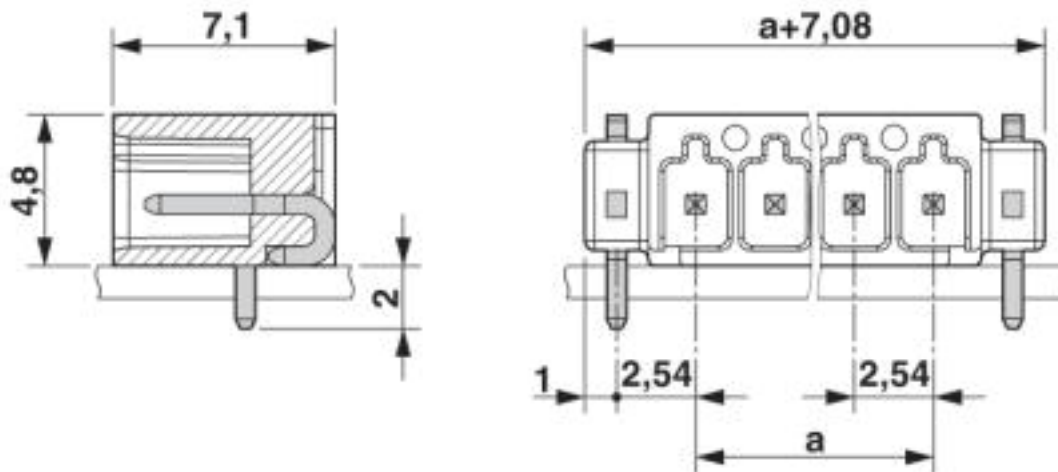
Diagram



Type: FMC 0,5/...-ST-2,54 with MC 0,5/...-G-2,54 SMD R..

Printed-circuit board connector - MC 0,5/16-G-2,54 SMD R72 - 1821834

Dimensional drawing



Approvals

Approvals

Approvals

IECEE CB Scheme / VDE Gutachten mit Fertigungsüberwachung / EAC / cULus Recognized

Ex Approvals

Approval details


IECEE CB Scheme		http://www.iecee.org/	DE1-55663-B1
Nominal voltage UN	160 V		
Nominal current IN	6 A		

VDE Gutachten mit Fertigungsüberwachung		http://www2.vde.com/de/Institut/Online-Service/VDE-gepruefteProdukte/Seiten/Online-Suche.aspx	40042258
Nominal voltage UN	160 V		
Nominal current IN	6 A		

Printed-circuit board connector - MC 0,5/16-G-2,54 SMD R72 - 1821834

Approvals

EAC		B.01742
-----	---	---------

cULus Recognized		http://database.ul.com/cgi-bin/XYV/template/LISEXT/1FRAME/index.htm	E60425-19920306
------------------	---	---	-----------------

	B	C
Nominal voltage UN	150 V	50 V
Nominal current IN	6 A	6 A

Phoenix Contact 2019 © - all rights reserved
<http://www.phoenixcontact.com>

PHOENIX CONTACT GmbH & Co. KG
Flachsmarktstr. 8
32825 Blomberg
Germany
Tel. +49 5235 300
Fax +49 5235 3 41200
<http://www.phoenixcontact.com>