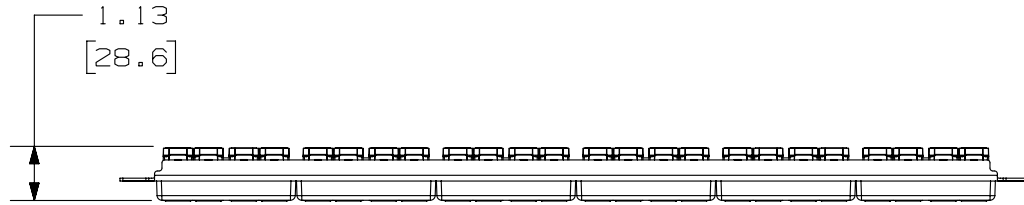
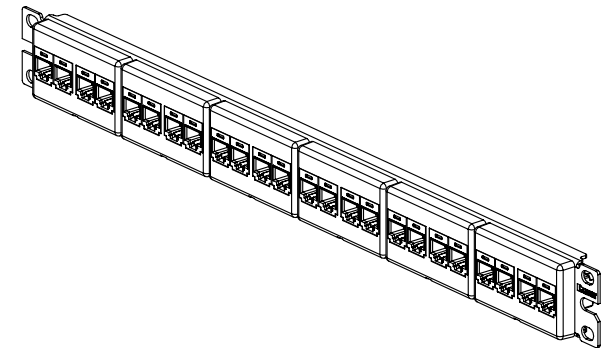
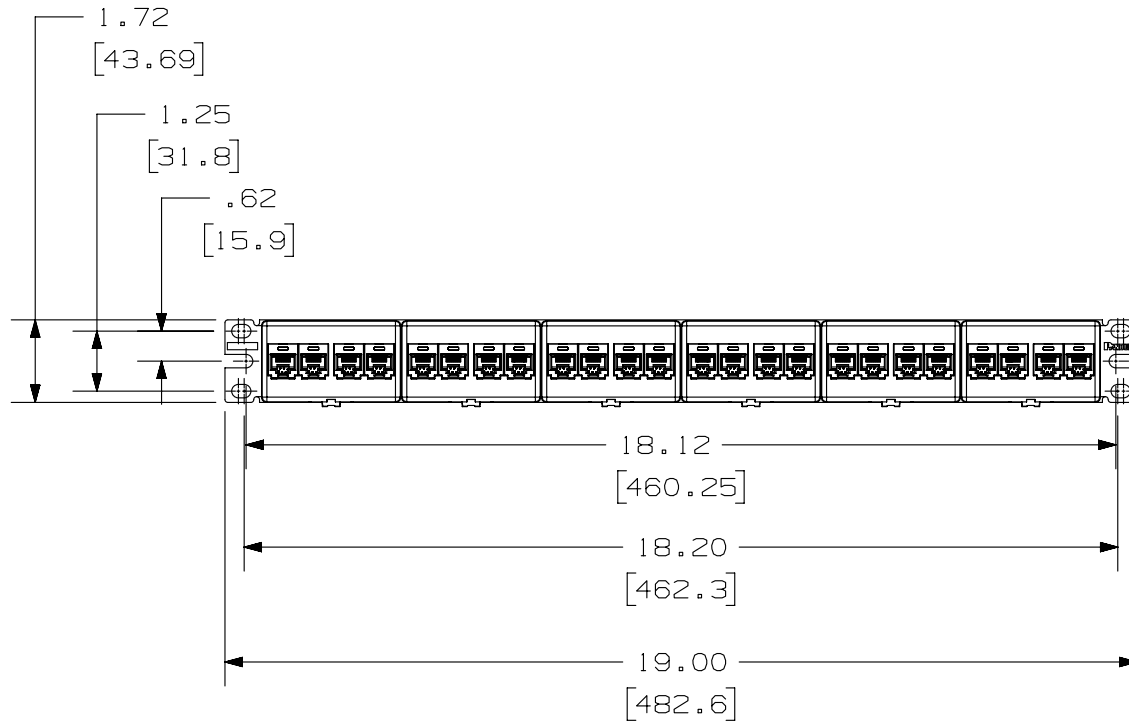


THIS COPY IS PROVIDED ON A RESTRICTED BASIS AND IS NOT TO BE USED IN ANY WAY DETRIMENTAL TO THE INTERESTS OF PANDUIT CORP.

PANDUIT P/N	WEIGHT
CP24688BL	1.456 LB/EACH PC (0.6604 kg/EACH PC)



- NOTES:
- SEE CATALOG FOR COMPLETE LIST OF PARTS APPLICABLE FOR USE WITH THIS PART.
 - DIMENSIONS IN [] ARE IN METRIC.
 - THE PRE-ASSEMBLY PANEL INCLUDES:
 - 1- METAL STAMPING
 - 6- MODULAR FACEPLATES (CFFP4)
 - 24- RJ45 TO RJ45 COUPLER
 - 1- SCREW KIT (INCLUDES FOUR #12-24 SCREWS)
 - 1- SCREW KIT (INCLUDES FOUR M6x1.0x15mm SCREWS)



PART NUMBER		SEE CHART	
TITLE			
24 PORT CATEGORY 6 COUPLER PATCH PANEL			
CUSTOMER DRAWING			
ITEM REVISION NAME		M02731AB/01	
DATASET FILE NAME		M02731AB_DC13/01A	
UNLESS OTHERWISE SPECIFIED, DIMENSIONAL TOLERANCES ARE: IN [mm]		MATERIAL:	
.x ± .xxx ± .010 [.3]		STAMPING: C.R.S.	
.xx ± .03 [.8]		FACEPLATE AND COUPLER: ABS	
ANGLES ±		DRAWING NUMBER:	
THIRD ANGLE PROJECTION		02731-13	
DRAWN BY	DATE	CHK	SCALE
NER	7-25-07		NONE
SHT 1 OF 1		SIZE	
		A	

REV	DATE	BY	CHK	APR	DESCRIPTION	ECN
1	3-11-14	SCAL	REFR	MMR	A. REVISED DRAWING TITLE BLOCK	02731-13
R	7-25-07	NER			RELEASED TO PRODUCTION	02731-13

D10100DA/14

2

1

2

1