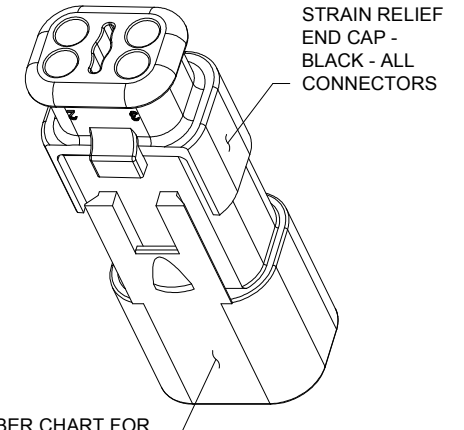
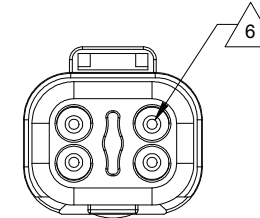
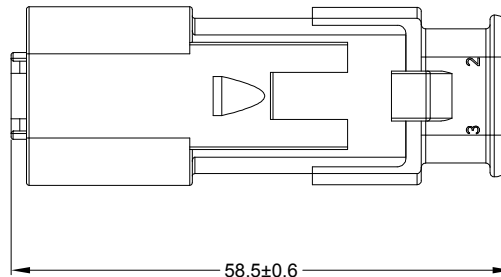
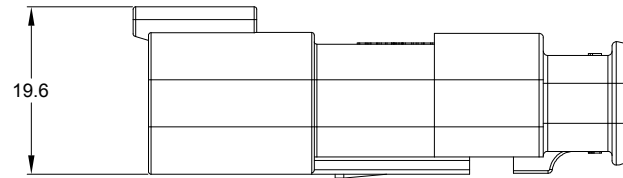
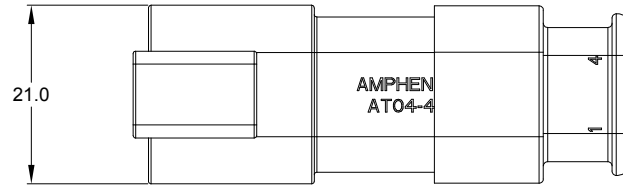
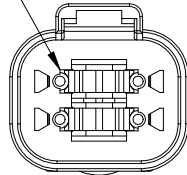


REVISIONS					
REV	ECO	DESCRIPTION	DATE	BY	APPR
A3	-	RELEASE NEW DWG FORMAT	11DEC13	DRP	-
A4	C0540S	UPDATE DIMENSIONS	22JUL16	JONY	TOMMY
A5	-	ADD COLOR OPTION	23NOV20	LOUIE	TOMMY



REQUIRES CONTACT RETENTION WEDGE AW4P



NOTES: UNLESS OTHERWISE SPECIFIED

- MATERIAL:  
HOUSING: THERMOPLASTIC  
SEAL: SILICONE RUBBER
- MODIFICATIONS: STRAIN RELIEF END CAP
- SPECIFICATIONS:
  - CURRENT RATING: 13 AMPS
  - OPERATING TEMPERATURE: -55°C TO +125°C
  - DIELECTRIC WITHSTANDING VOLTAGE: LESS THAN 2 MILLIAMPS CURRENT LEAKAGE @ 1500 VOLTS AC.
  - INSULATION RESISTANCE: 1000 MEGOHMS MIN @ 25°C.
  - MOISTURE RESISTANCE:  
IP68(1M OF WATER FOR A PERIOD OF 24 HOURS, MATED CONDITION)  
IP69K(MATED CONDITION)
  - MATING CYCLE DURABILITY: 100 CYCLES
  - RoHS COMPLIANT

- MATING PART: AT06-4S\* PLUG  
(\* = MODIFICATIONS AND COLORS)
- ALL DIMENSIONS ARE FOR REFERENCE USE ONLY.

6 CONTACT SIZE AND REAR SEAL WIRE RANGE:

CONTACT SIZE	MIN. INSUL O.D.	MAX. INSUL O.D.	TYPICAL WIRE RANGE
16	2.24 mm (.088 in)	3.68 mm (.145 in)	14 - 20 AWG (2.0-0.5mm <sup>2</sup> )

PART NUMBER CHART	
COLOR	PART NUMBER
GREY	AT04-4P-SR01GRY
BLACK	AT04-4P-SR01BLK
BLUE	AT04-4P-SR01BLU
BROWN	AT04-4P-SR01BRN
GREEN	AT04-4P-SR01GRN
RED	AT04-4P-SR01RED
WHITE	AT04-4P-SR01WHT
YELLOW	AT04-4P-SR01YEL
ORANGE	AT04-4P-SR01ORG

REFER TO PART NUMBER CHART FOR AVAILABLE CONNECTOR COLORS

QUANTITY	SEE PART NUMBER CHART	PART NUMBER	DESCRIPTION	ITEM																		
<table border="1"> <thead> <tr> <th colspan="2">SIGNATURES</th> <th>DATE</th> </tr> </thead> <tbody> <tr> <td>DRAWN:</td> <td>LOUIE</td> <td>23NOV20</td> </tr> <tr> <td>CHECKED:</td> <td>ORION</td> <td>25NOV20</td> </tr> <tr> <td>ENGINEER:</td> <td></td> <td></td> </tr> <tr> <td>APPROVAL:</td> <td>TOMMY</td> <td>27NOV20</td> </tr> <tr> <td>CUSTOMER:</td> <td></td> <td></td> </tr> </tbody> </table>					SIGNATURES		DATE	DRAWN:	LOUIE	23NOV20	CHECKED:	ORION	25NOV20	ENGINEER:			APPROVAL:	TOMMY	27NOV20	CUSTOMER:		
SIGNATURES		DATE																				
DRAWN:	LOUIE	23NOV20																				
CHECKED:	ORION	25NOV20																				
ENGINEER:																						
APPROVAL:	TOMMY	27NOV20																				
CUSTOMER:																						
<p><b>Amphenol</b></p> <p>Sine Systems - www.amphenol-sine.com 44724 Morley Drive Clinton Township, MI 48036</p> <p>RECEPTACLE, 4 PIN, AT SERIES, STRAIN RELIEF END CAP</p>																						
<p>UNLESS OTHERWISE SPECIFIED</p> <p>1) All dimensions are in metric(mm).</p> <p>2) Tolerances are as follows: 1 PL DEC ±0.30 2 PL DEC ±0.16 3 PL DEC ±0.08</p> <p>3) Note reference = </p> <p>Fractions ±1/64 Angles ±1°</p> <p>MATERIAL SPECIFICATIONS:</p> <p>PROCESS SPECIFICATIONS:</p> <p>NEXT ASSY:</p> <p>THIS DRAWING IS SUPPLIED FOR INFORMATION ONLY. DESIGN FEATURES, SPECIFICATIONS AND PERFORMANCE DATA SHOWN HEREON ARE THE PROPERTY OF THE AMPHENOL CORPORATION. NO RIGHTS OF REPRODUCTION ARE IMPLIED. ALL DIMENSIONS ARE SUBJECT TO NORMAL MANUFACTURING VARIATIONS.</p>																						
SCALE: NONE		SIZE: B	TYPE: C-	DWG NO: AT04-4P-SR01XXX	REVISION: A5																	
SHEET 1 OF 1																						

TITLE: RECEPTACLE, 4 PIN, AT SERIES, STRAIN RELIEF END CAP  
DWG NO: AT04-4P-SR01XXX  
REV: A5  
SH: 1  
OF: 1