

## ZB5FL3

Harmony XB5, Antimicrobial Flush mounted push button head, plastic, projecting, green, Ø30, spring return, unmarked, dark grey bezel



### Main

|                               |                                      |
|-------------------------------|--------------------------------------|
| Range of Product              | Harmony XB5                          |
| Product or Component Type     | Head for non-illuminated push-button |
| Device short name             | ZB5                                  |
| Product Compatibility         | ZBYF...<br>ZBZF32<br>ZBZF33<br>ZB5AZ |
| Bezel material                | Dark grey plastic                    |
| Mounting diameter             | 1.20 in (30.5 mm)                    |
| Head type                     | Built-in-flush                       |
| Sale per indivisible quantity | 1                                    |
| Shape of signaling unit head  | Round                                |
| Type of operator              | Spring return                        |
| Operator profile              | Green projecting, unmarked           |

### Complementary

|                             |  |
|-----------------------------|--|
| CAD overall width           | 1.46 in (37 mm)  |
| CAD overall height          | 1.46 in (37 mm)  |
| CAD overall depth           | 1.26 in (32 mm)  |
| Net Weight                  | 0.07 lb(US) (0.031 kg)   |
| Mechanical durability       | 10000000 cycles  |
| Electrical composition code | C1 9 single front mounting<br>C2 9 single and double front mounting<br>C11 3 single front mounting<br>C15 1 single front mounting<br>SF1 3 single front mounting |
| Device presentation         | Basic element  |

### Environment

|                                       |  |
|---------------------------------------|--|
| Protective treatment                  | TH   |
| Ambient Air Temperature for Storage   | -40...158 °F (-40...70 °C)   |
| Ambient Air Temperature for Operation | -40...158 °F (-40...70 °C)   |
| Overvoltage category                  | Class II IEC 60536   |
| IP degree of protection               | IP66 IEC 60529<br>IP67 IEC 60529<br>IP69 IEC 60529<br>IP69K ISO 20653<br>Type 13 UL 50 E<br>Type 12 UL 50 E<br>Type 4 UL 50 E<br>Type 4X UL 50 E |
| Resistance to high pressure washer    | 1015.26 psi (7000000 Pa) 131 °F (55 °C) 0.1 m  |
| IK degree of protection               | IK03 IEC 50102   |

The information provided in this documentation contains general descriptions and/or technical characteristics of the performance of the products contained herein. This documentation is not intended as a substitute for and is not to be used for determining suitability or reliability of these products for specific user applications. It is the duty of any such user or integrator to perform the appropriate and complete risk analysis, evaluation and testing of the products with respect to the relevant specific application or use thereof. Neither Schneider Electric Industries SAS nor any of its affiliates or subsidiaries shall be responsible or liable for misuse of the information contained herein.

|                        |   |
|------------------------|---|
| Standards              | UL 508<br>EN/IEC 60947-5-1<br>JIS C8201-5-1<br>EN/IEC 60947-5-4<br>EN/IEC 60947-1<br>CSA C22.2 No 14<br>JIS C8201-1   |
| Product Certifications | UL Listed<br>BV<br>GL<br>LROS (Lloyds register of shipping)<br>DNV<br>CSA   |
| Shock resistance       | 30 gn 18 ms) half sine wave acceleration IEC 60068-2-27<br>50 gn 11 ms) half sine wave acceleration IEC 60068-2-27<br>25 gn 6 ms) 1000 shocks on each axis IEC 60068-2-27 |
| Vibration resistance   | 5 gn 10...500 Hz)IEC 60068-2-6<br>2 mm peak to peak 2...10 Hz)IEC 60068-2-6   |

## Ordering and shipping details

|                       |                                     |
|-----------------------|-------------------------------------|
| Category              | 22467-PUSHBUTTONS,22MM(PLASTIC) NEW |
| Discount Schedule     | CS2                                 |
| GTIN                  | 3606481339621                       |
| Nbr. of units in pkg. | 1                                   |
| Package weight(Lbs)   | 0.78 oz (22.0 g)                    |
| Returnability         | No                                  |
| Country of origin     | FR                                  |

## Packing Units

|                        |                   |
|------------------------|-------------------|
| Unit Type of Package 1 | PCE               |
| Package 1 Height       | 2.15 in (5.45 cm) |
| Package 1 width        | 1.69 in (4.3 cm)  |
| Package 1 Length       | 2.05 in (5.2 cm)  |

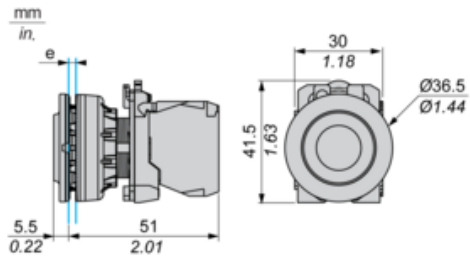
## Offer Sustainability

|                            |   |
|----------------------------|---|
| Sustainable offer status   | Green Premium product   |
| California proposition 65  | WARNING: This product can expose you to chemicals including: Di-isodecyl phthalate (DIDP), which is known to the State of California to cause birth defects or other reproductive harm. For more information go to <a href="http://www.P65Warnings.ca.gov">www.P65Warnings.ca.gov</a> |
| REACH Regulation           | <a href="#">REACH Declaration</a>   |
| REACH free of SVHC         | Yes   |
| EU RoHS Directive          | Pro-active compliance (Product out of EU RoHS legal scope) <a href="#">EU RoHS Declaration</a>  |
| Mercury free               | Yes   |
| RoHS exemption information | <a href="#">Yes</a>   |
| China RoHS Regulation      | <a href="#">China RoHS Declaration</a>  |
| Environmental Disclosure   | <a href="#">Product Environmental Profile</a>   |
| Circularity Profile        | <a href="#">End Of Life Information</a>   |

## Contractual warranty

|          |           |
|----------|-----------|
| Warranty | 18 months |
|----------|-----------|

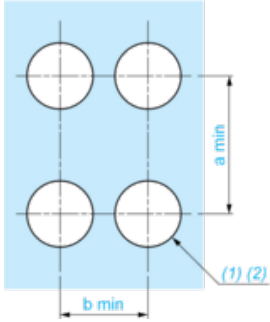
Dimensions



e: Clamping thickness: 1 to 6 mm / 0.04 to 0.24 in.

Panel Cut-out for Pushbuttons, Switches and Pilot Lights (Finished Holes, Ready for Installation)

Connection by Screw Clamp Terminals or Plug-in Connectors



(1) Diameter on finished panel or support


(2)  $\text{Ø}30.75 \text{ mm}$  recommended ( $\text{Ø}30.5 \text{ }_0^{+0.5}$ ) /  $\text{Ø}1.21 \text{ in.}$  recommended ( $\text{Ø}1.20 \text{ in. }_0^{+0.0196}$ )

| Connections                                   | a in mm | a in in. | b in mm | b in in. |
|---|---------|----------|---------|----------|
| By screw clamp terminals or plug-in connector | 40      | 1.57     | 40      | 1.57     |
| By Faston connectors                          | 45      | 1.77     | 40      | 1.57     |

---

Electrical Composition Corresponding to Code C1

---



---

Electrical Composition Corresponding to Code C2

---

---

Electrical Composition Corresponding to Codes C9, C11, SF1 and SR1

---

---

Electrical Composition Corresponding to Code C15

---

1 N/O

1 N/C

1 N/O + N/C or 1 N/O + N/O or 1 N/C + N/C

---

Legend

---

Single contact

Double contact

Light block

Possible location

