



Product Change Notification

TE Connectivity

Product Change Notification: PCN-22-141613

PCN Date: 08-JUN-22

TE would like to inform you of the following change(s) to the listed TE Connectivity Product. In case of any further questions about this change(s), please contact your TE Connectivity Sales Engineer. Affected part, drawing and/or specification numbers are listed on the attached sheet(s).

General Product Description:

Kit, CLOUDSPLITTER, Un-Shielded Cbl

Description of Changes

Please be aware of an upcoming specification change to the listed part numbers. Before:1-2111963-2 After: 2408423-1 Reference performance test data: 502-153613

Other attachments:

[2178148-1 contains 1-2111963-2 \(2 tines terminal\)](#)

Reason for Changes:

Product specification update

PCN Attributes:

Product Category:

Connectors

Kind of Change:

Geometry

Change Feature:

Contact

Potential Customer Impact:

No Customer Impact

Remarks:

Estimated Dates:

Last Order Date (Obsolete Parts Only):

First Ship Date of Changed Items (Changed Parts Only):

30-JUN-2022

Last Ship Date of Changed Items (Obsolete Parts Only):	Last Date for Mixed Shipments: (Changed Parts Only):
	No Mixed Shipments
Effectivity Date:	Date of First Samples:

Part Number(s) being Modified:

Part Number	Part Discontinued per PCN	Customer Drawing	Customer Part Number	Alias Part Number(s)	Substitute Part Number	Substitute Alias Part Number(s)	Description Of Difference
2178148-1	NO						

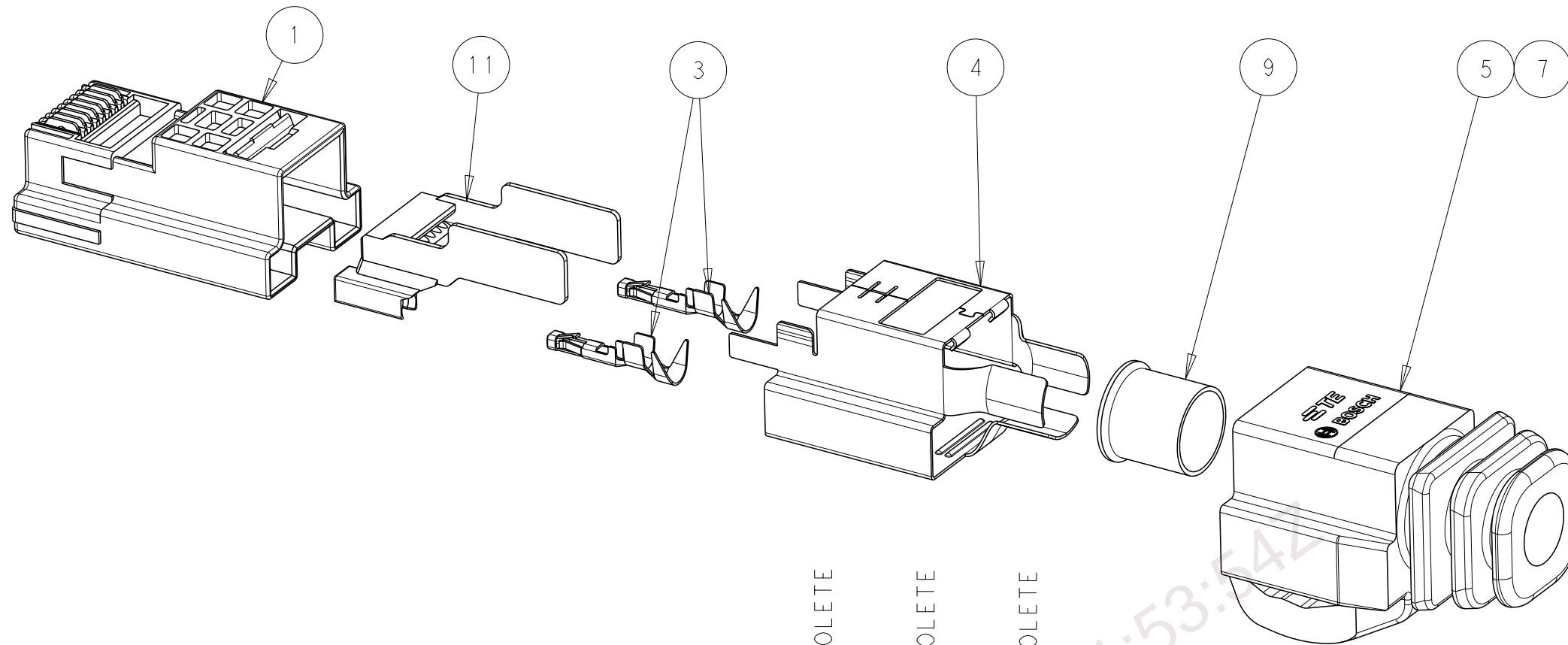
Part Number(s) being Modified:

Part Number	Part Discontinued per PCN	Customer Drawing	Customer Part Number	Alias Part Number(s)	Substitute Part Number	Substitute Alias Part Number(s)	Description Of Difference
2178148-1	NO						

Part Number(s) being Modified:

Part Number	Part Discontinued per PCN	Customer Drawing	Customer Part Number	Alias Part Number(s)	Substitute Part Number	Substitute Alias Part Number(s)	Description Of Difference
2178148-1	NO						

USED ON -



	OBSOLETE	OBSOLETE	OBSOLETE						
OBSOLETE	-	-	50	-	1	2178149-2	PLUG ASSY, SOLID WIRE	-	12
	50	50	50	-	1	2178168-2	LOAD BAR	-	11
OBSOLETE	-	50	-	-	-	2213187-2	FERRULE, CRIMP	-	10
	50	-	50	-	1	2213187-1	FERRULE, CRIMP	-	9
OBSOLETE	-	50	-	-	-	2178147-4	BOOT, SLIP-ON, 7.80 DIA, SPECIAL	-	8
	50	-	50	-	-	2178147-3	BOOT, SLIP-ON, 6.60 DIA, SPECIAL	-	7
OBSOLETE	-	-	-	-	-	2178147-2	BOOT, SLIP-ON, 7.80 DIA	-	6
	-	-	-	-	1	2178147-1	BOOT, SLIP-ON, 6.60 DIA	-	5
	50	50	50	-	1	2178167-1	SHIELD	-	4
	100	100	100	2	2	2008625-3	CONTACT RECEPTACLE, MICRO-MATE-N LOCK	-	3
OBSOLETE	-	-	-	-	-	2178168-1	LOAD BAR	-	2
	50	50	50	-	1	2178149-1	PLUG ASSY, STRANDED WIRE	-	1
	1-3 QTY	1-2 QTY	1-1 QTY	-2 QTY	-1 QTY	PART NO.	DESCRIPTION		ITEM NO.

printed on 29 Sep 2021 13:37 (W. Europe Standard Time) from TE442189

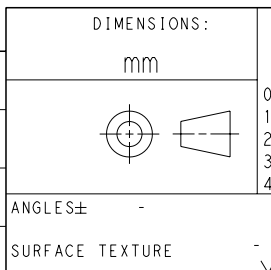
DWG NO 2178148

THIS DRAWING IS A CONTROLLED DOCUMENT

THIS INFORMATION IS CONFIDENTIAL AND PROPRIETARY TO TYCO ELECTRONICS CORPORATION AND ITS WORLDWIDE SUBSIDIARIES AND AFFILIATES (TE). IT MAY NOT BE DISCLOSED TO ANYONE, OTHER THAN TE PERSONNEL, WITHOUT AUTHORIZATION FROM TE (www.te.com).

LOC	-
DIST	-

P	LTR	REVISION RECORD	DATE	DWN	APVD
A3		ECR-21-115249	27SEP2021	NT	JDB
A2		ECR-21-102686	26MAY2021	NT	JDB
A1		SEE REV HISTORY SHEET	29MAR2021	NT	JDB



TOLERANCES UNLESS OTHERWISE SPECIFIED:

0 PLC	±0.50
1 PLC	±0.25
2 PLC	±0.10
3 PLC	±0.05
4 PLC	±

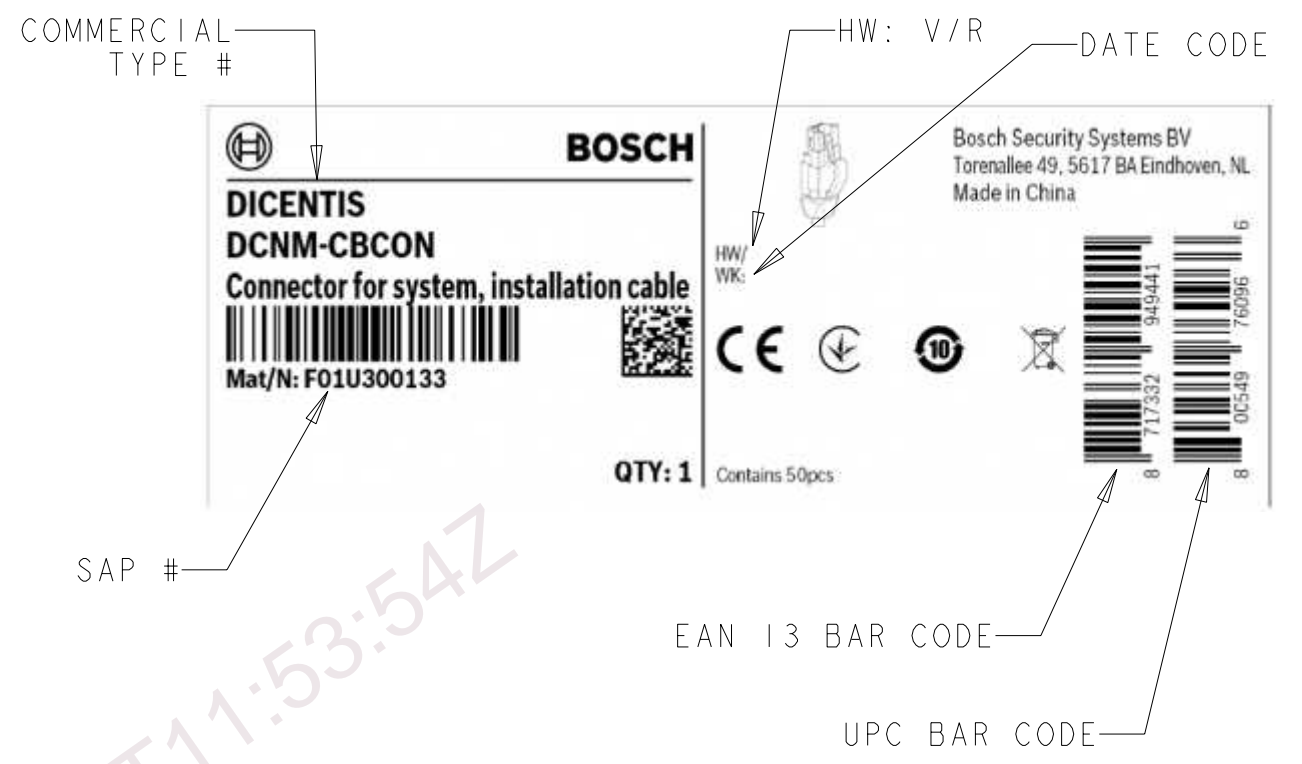

DWN	19-DEC-11	MATERIAL	-	HEAT TREAT	-
CHK	20-DEC-11				
VENKATESH MURTHY					
CHK	SURESH T				
APVD	-				
NAME KIT, CLOUDSPLITTER CABLE PLUG					
SCALE	2:1	SIZE	A3	DRAWING NO	2178148
				SHEET	1 OF 3
				REV	A3

NOTES:

1. PACKAGING AND LABEL FOR SHIPMENT PER TEC-107-115
2. PACKAGE ITEMS IN A SINGLE BAG. INSTRUCTION SHEET 408-32100 TO BE INCLUDED IN EVERY INNER SHIPPING BOX.

3. CUSTOMER RESTRICTED SALE PART NUMBER
4. PLACE QTY 1 OF ITEMS 1, 2, 4, 7, 9 AND QTY 2 OF ITEM 3 IN AN INDIVIDUAL BAG. QTY 50 BAGS THEN PLACED IN THE FINAL SHIPPING CARTON.
5. BOX LABEL: 105.0mm X 50.0mm
DATE CODE: YYWW (YEAR AND WEEK OF PRODUCTION)

6. BOX LABEL: 114.0mm X 43.0mm
DATE CODE: YYWW (YEAR AND WEEK OF PRODUCTION)



OBSOLETE

HW: VV/RR	UPC	EAN 13	COMMERCIAL TYPE #	SAP #	DESCRIPTION	PART NO.
01/00	800549760966	8717332949441	DCNM-CBCON	F01U300133	KIT, CLOUDSPLITTER PLUG, SHIELDED/ NON-SHIELDED CABLE, BOSCH BOOT, FOR 24~26 AWG STRANDED OR SOLID SIGNAL COND.	3 4 6 1-2178148-3
					KIT, CLOUDSPLITTER PLUG, SHIELDED CABLE, BOSCH BOOT	3 1-2178148-2
01/00	800549700771	8717332888955	DCNM-CBCON-I	F01U272862	KIT, CLOUDSPLITTER PLUG, NON-SHIELDED CABLE, BOSCH BOOT, SOLID CONDUCTOR	3 4 5 1-2178148-1
					KIT, CLOUDSPLITTER PLUG, SHIELDED CABLE, TE BOOT	2178148-2
					KIT, CLOUDSPLITTER PLUG, NON-SHIELDED CABLE, TE BOOT, SOLID CONDUCTOR	2178148-1

LOC	-
DIST	-

P	LTR	REVISION RECORD	DATE	DWN	APVD
		SEE SHEET 1			

DIMENSIONS: mm		TOLERANCES UNLESS OTHERWISE SPECIFIED:	
	0 PLC ±0.50	1 PLC ±0.25	2 PLC ±0.10
	3 PLC ±0.05	4 PLC ±	
ANGLES±		-	
SURFACE TEXTURE			

DWN	19-DEC-11	MATERIAL	-	HEAT TREAT	-
CHK	20-DEC-11	TE Connectivity			
SURESH T					
APVD	-				
NAME KIT, CLOUDSPLITTER CABLE PLUG					
SCALE	2:1	SIZE	A3	DRAWING NO	2178148
				SHEET	2 OF 3
				REV	A3

USED ON -

2178148

STOCK DISPOSITION

A: CONTINUE AS IS D: USE OLD FIRST
 B: REWORK E: PARTS TO CONFORM
 C: SCRAP F: OTHER

REVISION HISTORY

DATE	REV	CHANGES	REASON	APPROVAL	INVENTORY (A,B,C,D,E,F)	WORK IN PROCESS (A,B,C,F)	SUPPLIER ORDERS (A,E,F)	OPEN CUST ORDERS (A,E,F)
26JUN2012	4	ADDED SHIELD	UPDATING DRAWINGS FROM INITIAL INDIA DESIGN	MOSTOLLER	A	A	A	A
18SEP2012	5	ADD -2, 1-1, 1-2, ADD COMPONENTS 5 THRU 10	UPDATED MARKET REQUIREMENTS	MOSTOLLER	A	A	A	A
11OCT2012	6	CHG ITEM #9 FROM 1587723-1 TO 2213187-1 ITEM #10 FROM 1587723-1 TO 2213187-2	DESIGN UPDATE	MOSTOLLER	A	A	A	A
08MAR2013	7	ADDED ITEM 11 TO BOM; ADDED NOTES 4 AND 5	DESIGN UPDATE/CUSTOMER REQUEST	MOSTOLLER	A	A	A	A
07MAY2013	8	UPDATE BOX LABEL VIEW IN NOTE 5 ADD 408-32100 TO NOTE 2	CLARIFICATION	MOSTOLLER	E	B	E	E
03JUL2013	9	UPDATE BOM QUANTITIES FOR 1-1 AND 1-2 P/NS CHG NOTE 4, UPDATE LABEL VIEW IN NOTE 5	CUSTOMER REQUEST	MOSTOLLER	B	B	E	E
21OCT2013	10	UPDATE BOM QUANTITIES FOR 1-1: CHG LOAD BAR FROM 2178168-1 TO 2178168-2	CUSTOMER REQUEST	MOSTOLLER	B	B	E	E
07FEB2014	11	ADD ITEM #12. FOR -1 AND -11 CHG ITEM 1 TO ITEM 12 QTY FOR -1 CHG ITEM 2 TO ITEM 11	CUSTOMER REQUEST	MOSTOLLER	B	B	E	E
05MAR2014	12	ADD 1-3 P/N	CUSTOMER REQUEST	MOSTOLLER	E	B	E	E
14MAR2014	13	ADD NOTE 6, ADD LABEL DETAIL FOR 1-3 P/N	CUSTOMER REQUEST	MOSTOLLER	E	B	E	E
01DEC2014	14	FOR -13 P/N ADD "6" TO END OF UPC IN PART TABLE, FOR -11 AND -13 REMOVE "." IN SAP #	MFG REQUEST	MOSTOLLER	A	A	A	A
11MAY2015	15	REVISED TABLE SHT 1. REMOVE 50 QTY FROM ITEM 2, ADDED 50 TO ITEM 11 FOR 1-3	DRAWING REVISION	MOSTOLLER	B	B	E	E
29MAR2021	A1	STRIKEOUT -2, 1-X-2, 1-X-3, 2178149-2, 2213187-2, 2178168-1, 2178147-4 AND 2178147-2 FROM BOM AND REMOVED PRELIMINARY NOTES FROM SHEET1 & 2	MFG REQUEST	J. D. BRUIJN	A	A	A	A
26MAY2021	A2	REMOVED STRIKEOUT FROM 1-X-3 AND ADDED TO 1-X-1	MFG REQUEST	J. D. BRUIJN	A	A	A	A
27SEP2021	A3	ADDED NEW LABEL PRINT BY REMOVING OLD	CUSTOMER REQUEST	J. D. BRUIJN	A	A	A	A

printed on 29 Sep 2021 13:37 (W. Europe Standard Time) from TE442189

DWG NO 2178148
THIS DRAWING IS A CONTROLLED DOCUMENT

THIS INFORMATION IS CONFIDENTIAL AND PROPRIETARY TO TYCO ELECTRONICS CORPORATION AND ITS WORLDWIDE SUBSIDIARIES AND AFFILIATES (TE). IT MAY NOT BE DISCLOSED TO ANYONE, OTHER THAN TE PERSONNEL, WITHOUT AUTHORIZATION FROM TE (www.te.com).

LOC -
DIST -

P	LTR	REVISION RECORD	DATE	DWN	APVD
		SEE SHEET 1			

DIMENSIONS: mm

ANGLES ± -

SURFACE TEXTURE

TOLERANCES UNLESS OTHERWISE SPECIFIED:

0 PLC	±0.50
1 PLC	±0.25
2 PLC	±0.10
3 PLC	±0.05
4 PLC	±

DWN	19-DEC-11	MATERIAL	-	HEAT TREAT	-
VENKATESH MURTHY					
CHK	20-DEC-11	TE Connectivity			
SURESH T					
APVD	-	NAME KIT, CLOUDSPLITTER CABLE PLUG			
SCALE	4:1	SIZE	A3	DRAWING NO	2178148
				SHEET	3 OF 3
				REV	A3