

MATERIAL NUMBER	#OF COLUMNS	# OF DIFF PAIR	DIM "A" MAX	DIM "B"	PTH ϕ
76410-*8**	8	24	22.80	13.30	0.46±0.05
76410-*1**	10	30	26.60	17.10	0.46±0.05
76410-*4**	14	42	34.20	24.70	0.46±0.05
76410-*6**	16	48	38.00	28.50	0.46±0.05
76410-*8**	8	24	22.80	13.30	0.39±0.05
76410-*1**	10	30	26.60	17.10	0.39±0.05
76410-*4**	14	42	34.20	24.70	0.39±0.05
76410-*6**	16	48	38.00	28.50	0.39±0.05

76410-***

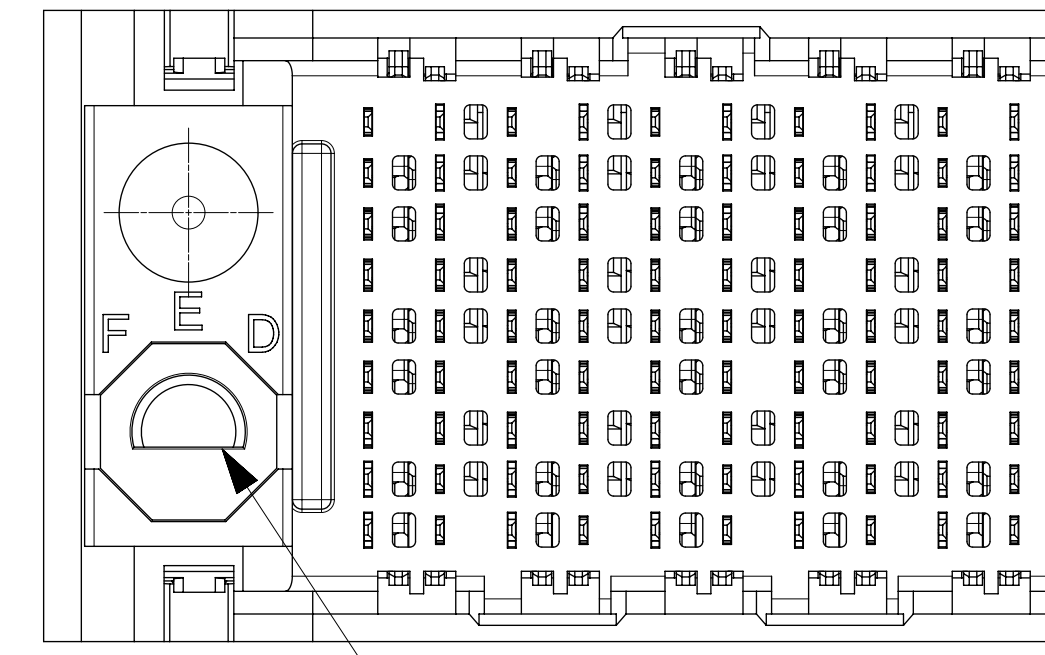
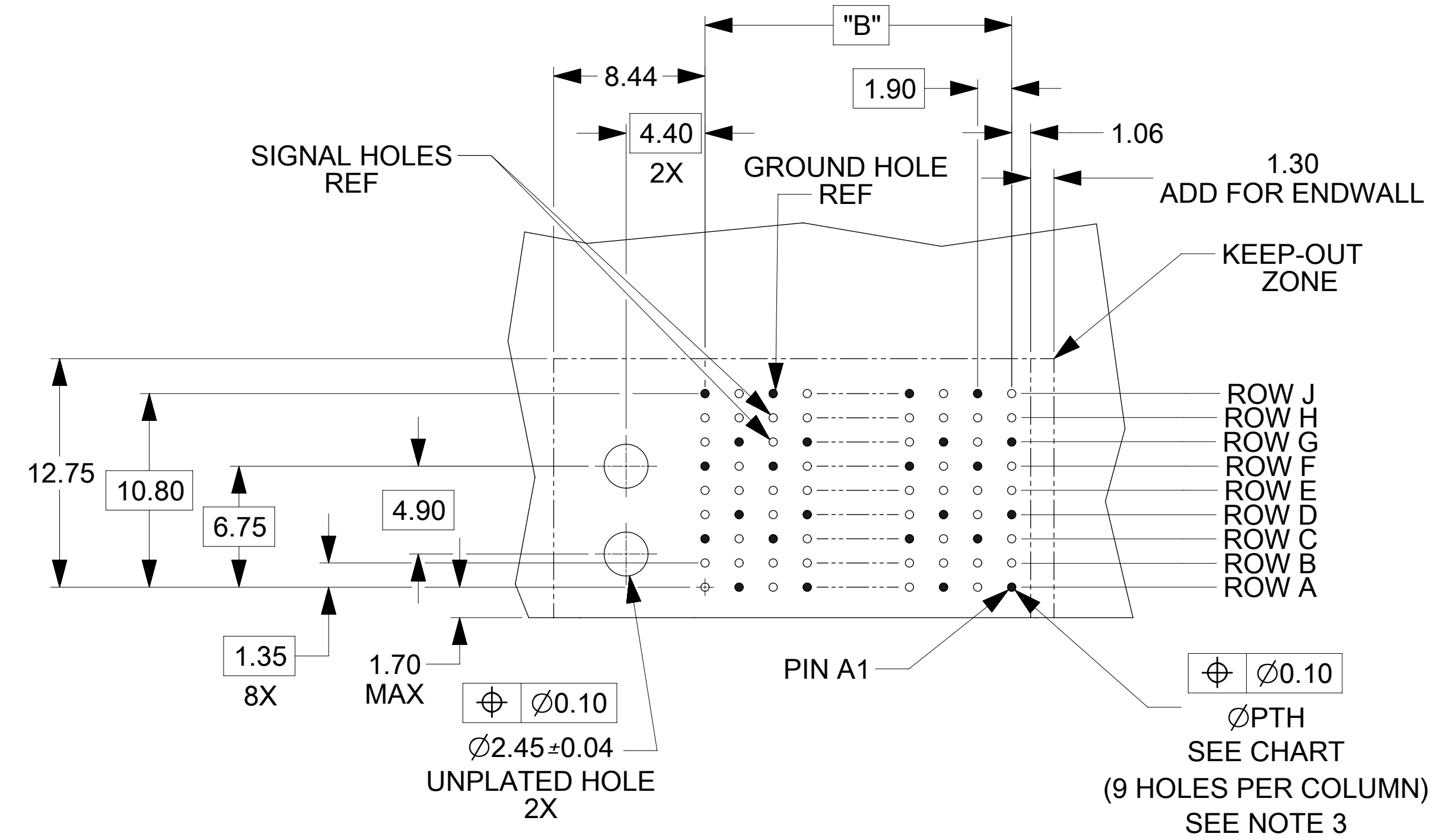

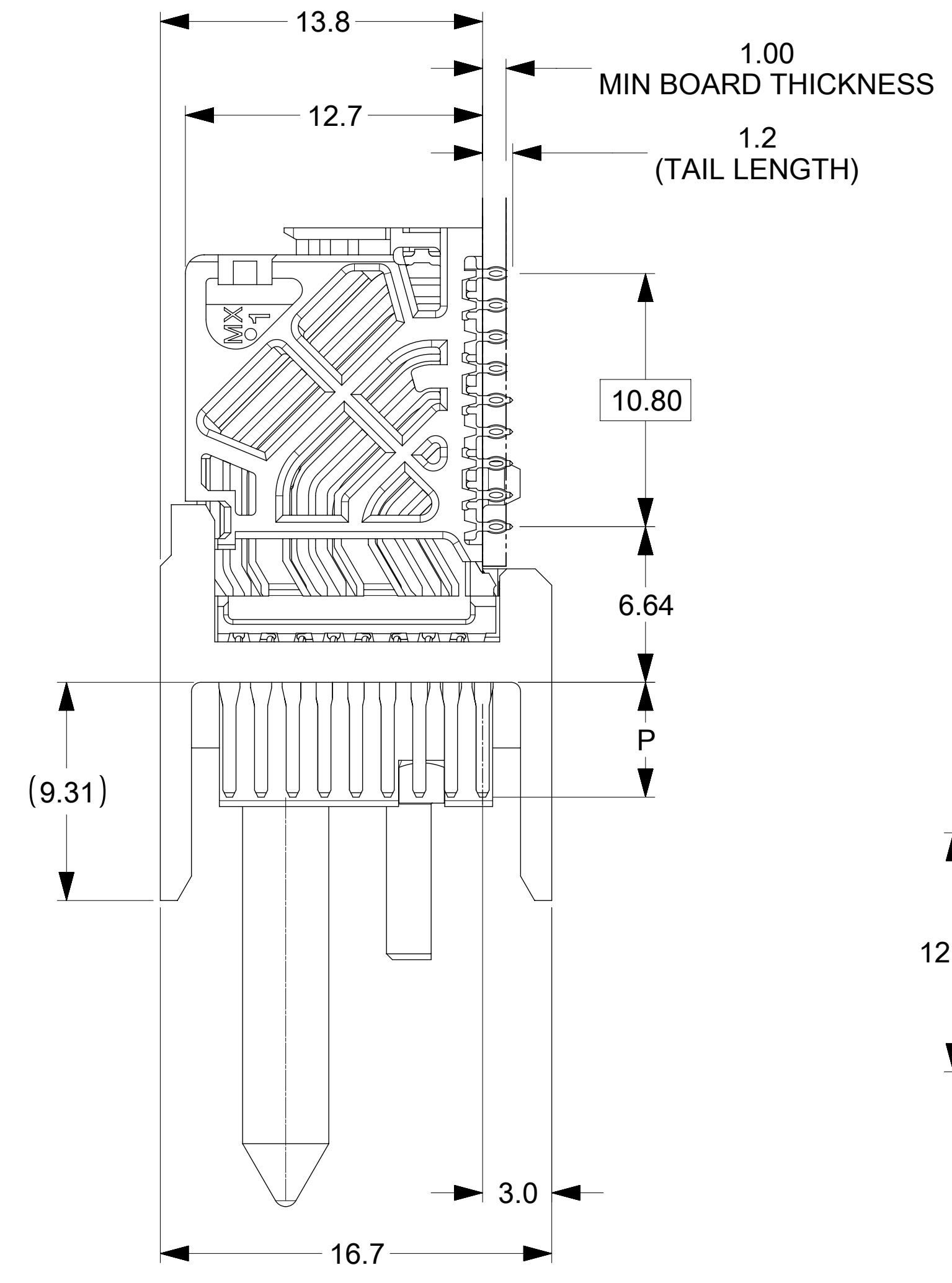
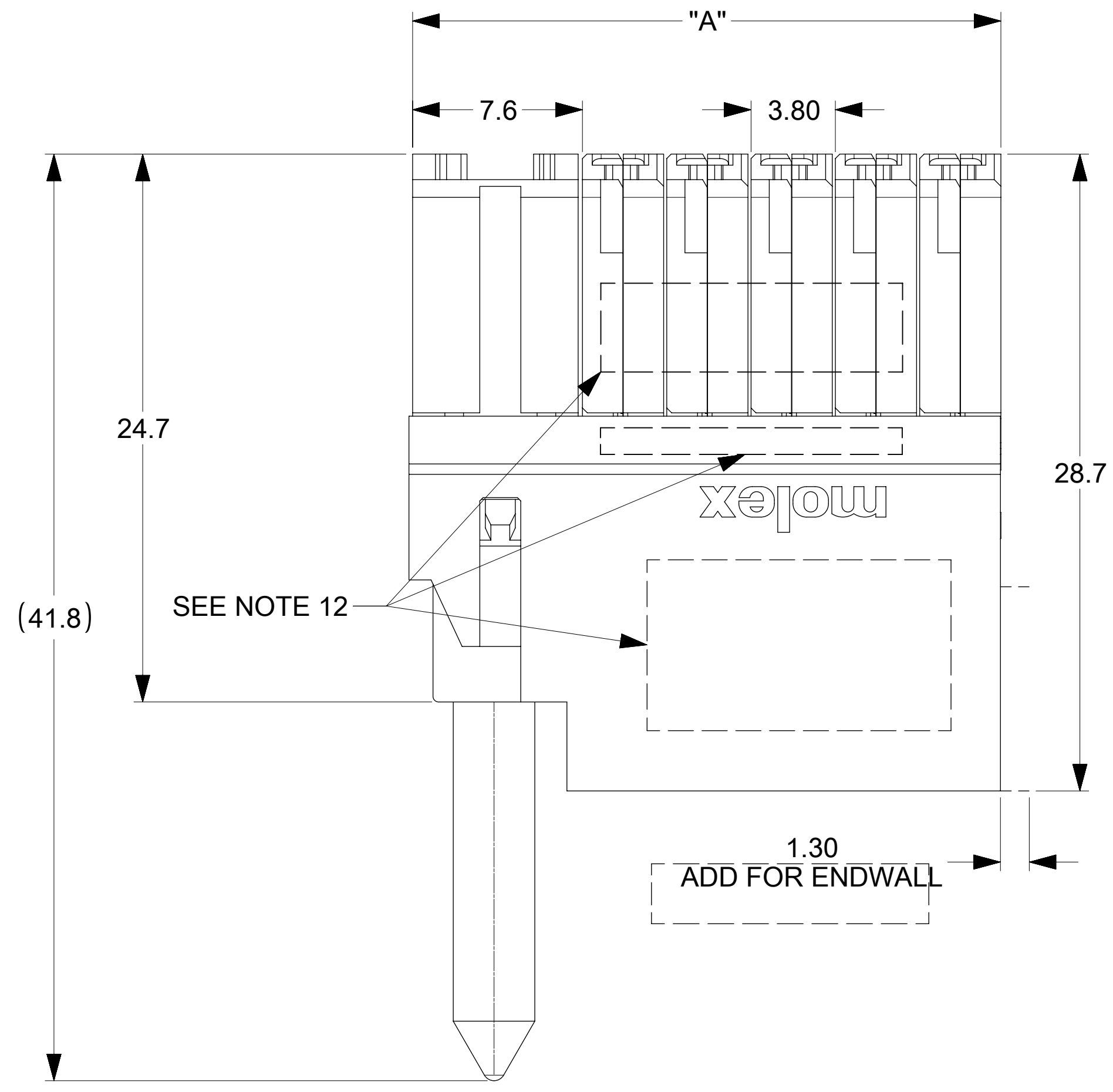
MODULE TYPE
 3 = LEFT GUIDED LEAD-FREE
 7 = LEFT GUIDED LEAD-FREE W/ ENDWALL

OF COLUMNS
 1 = 10 COL
 4 = 14 COL
 6 = 16 COL
 8 = 8 COL

PIN LENGTH (P)
 4 = 4.90 (0.46 PTH)
 5 = 5.50 (0.46 PTH)
 7 = 4.90 (0.39 PTH)
 8 = 5.50 (0.39 PTH)

KEY ORIENTATION
 0 = NO KEY
 1 = A 5 = E
 2 = B 6 = F
 3 = C 7 = G
 4 = D 8 = H

- NOTES:
- MATERIALS: HOUSING - LIQUID CRYSTAL POLYMER (LCP), GLASS-FILLED, UL94V-0 TERMINALS - HIGH PERFORMANCE COPPER ALLOY
 - FINISH: 30uIN SELECTIVE GOLD IN CONTACT AREA, SELECTIVE TIN ON PCB TAILS. NICKEL OVERALL.
 - REFER TO MOLEX PRODUCT SPECIFICATION PS-76060-999 FOR PERFORMANCE SPECIFICATIONS AND ADDITIONAL PCB INFORMATION.
 - EACH SIGNAL WAFER CONTAINS 2 COLUMNS OF TERMINALS.
 - PRODUCT IS PACKAGED PER PK-70873-762.
 - THIS PART CONFORMS TO CLASS B REQUIREMENTS OF COSMETIC SPEC PS-45499-002.
 - REFER TO MOLEX SALES DRAWING SD-76170-004 FOR THE MATING RECEPTACLES.
 - REFER TO MOLEX PCB ROUTING GUIDE AS-76060-990 FOR ANTIPAD AND ROUTING RECOMMENDATIONS.
 - MOLEX TO SUPPLY #2-23 SCREW 73726-0000. FOR BOARD THICKNESS AND OTHER SCREW INFORMATION REFER TO IMPACT BACKPLANE SYSTEM SCREW DESIGN GUIDE AS-76060-9999.
 - GUIDE LEFT RAM MATES WITH A GUIDE RIGHT DAUGHTERCARD.
 - OPEN END OPTION SHOWN FOR CLARITY.
 - MARKING: LOCATED APPROXIMATELY AS SHOWN. PART NUMBER AND DATE CODE.



THIS DRAWING CONTAINS INFORMATION THAT IS PROPRIETARY TO MOLEX ELECTRONIC TECHNOLOGIES, LLC AND SHOULD NOT BE USED WITHOUT WRITTEN PERMISSION

DIMENSION UNITS: mm	SCALE: NTS	CURRENT REV DESC: CHANGE SCREW P/N
GENERAL TOLERANCES (UNLESS SPECIFIED)		
ANGULAR TOL	± 0.5°	EC NO: 623439
4 PLACES	±	DRWN: JSGOH01 2019/08/30
3 PLACES	±	CHK'D: SHONG 2019/09/16
2 PLACES	± 0.13	APPR: SHONG 2019/09/16
1 PLACE	± 0.25	INITIAL REVISION:
0 PLACES	±	DRWN: JLAURX 2008/10/23
		APPR: JLAURX 2008/10/27
DRAFT WHERE APPLICABLE MUST REMAIN WITHIN DIMENSIONS	THIRD ANGLE PROJECTION	DRAWING SERIES: D-SIZE 76410
		MATERIAL NUMBER CUSTOMER: SEE TABLE GENERAL MARKET
		SHEET NUMBER: 1 OF 2

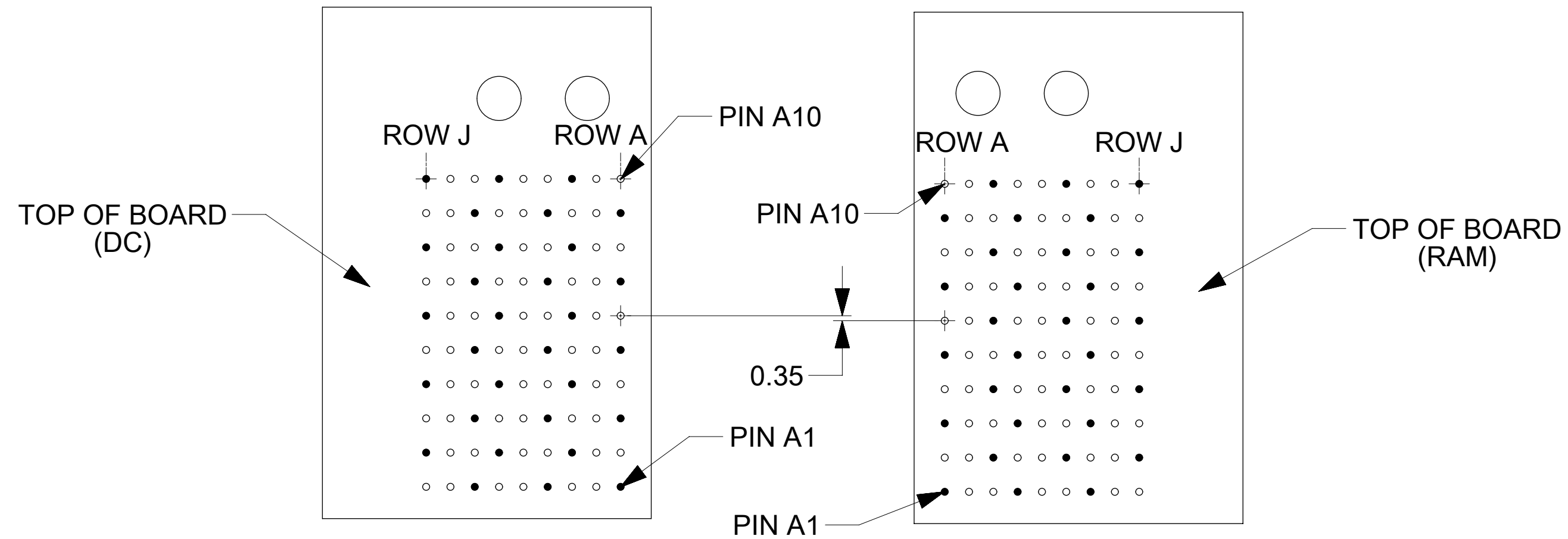
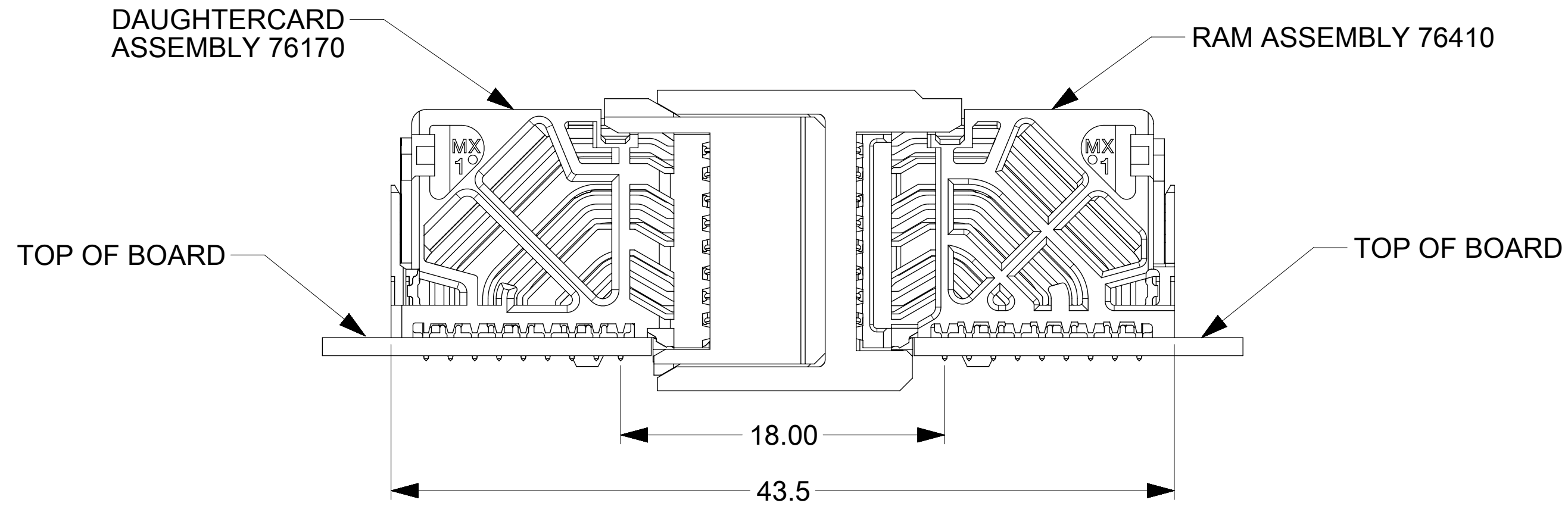
molex

IMPACT 3 PAIR RAM
 GUIDE LEFT SIGNAL MODULE SALES DRAWING

PRODUCT CUSTOMER DRAWING

DOCUMENT NUMBER: SD-76410-002 DOC TYPE: PSD DOC PART: 001 REVISION: F3

COPLANAR APPLICATION



COPLANAR MATED SIGNAL PATHS



THIS DRAWING CONTAINS INFORMATION THAT IS PROPRIETARY TO MOLEX ELECTRONIC TECHNOLOGIES, LLC AND SHOULD NOT BE USED WITHOUT WRITTEN PERMISSION

DIMENSION UNITS	SCALE	CURRENT REV DESC: CHANGE SCREW P/N		molex				
mm	NTS							
GENERAL TOLERANCES (UNLESS SPECIFIED)		EC NO: 623439		IMPACT 3 PAIR RAM				
ANGULAR TOL	± 0.5°	DRWN: JSGOH01	2019/08/30	GUIDE LEFT SIGNAL MODULE SALES DRAWING				
4 PLACES	±	CHK'D: SHONG	2019/09/16	PRODUCT CUSTOMER DRAWING				
3 PLACES	±	APPR: SHONG	2019/09/16	DOCUMENT NUMBER				
2 PLACES	± 0.13	INITIAL REVISION:		SD-76410-002		DOC TYPE	DOC PART	REVISION
1 PLACE	± 0.25	DRWN: JLAURX	2008/10/23	PSD	001	F3		
0 PLACES	±	APPR: JLAURX	2008/10/27	MATERIAL NUMBER		CUSTOMER		SHEET NUMBER
DRAFT WHERE APPLICABLE MUST REMAIN WITHIN DIMENSIONS		THIRD ANGLE PROJECTION	DRAWING	SERIES	SEE TABLE	GENERAL MARKET	2 OF 2	
			C-SIZE	76410				