


## Data sheet | Item number: 289-422

Interface module; Pluggable connector per DIN 41612; 64-pole; Mating connector for IDC; Vertical mounting; PCB terminal blocks, double-row; with mounting feet; Type C; 2,50 mm<sup>2</sup>

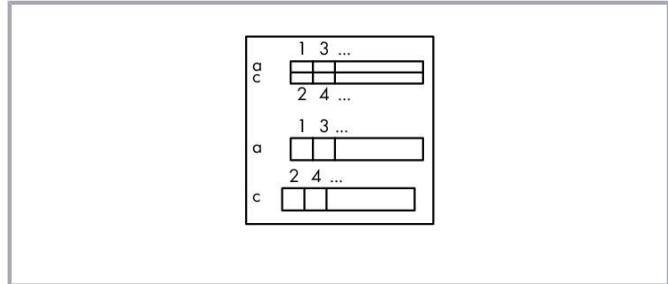


[www.wago.com/289-422](http://www.wago.com/289-422)



**i** Picture differs from the item.

Similar to picture



## Data

### Electrical data

Operating voltage	≤30 VAC; ≤50 VDC
Nominal current	1 A
Contact resistance (max.)	20 mΩ

### Safety and protection

Rated voltage	50 V
Rated surge voltage	0.8 kV
Pollution degree	2
Protection type	IP00; <b>Notice!</b> Live parts can be easily touched! Protection against direct contact must be provided by the equipment manufacturer, e.g., using a WAGO 709 Series Cover (see "Accessories") or a similar

Subject to changes. Please also observe the further product documentation!

WAGO GmbH & Co. KG  
Hansastr. 27  
32423 Minden  
Phone: +49571 887-0 | Fax: +49571 887-169  
Email: [info.de@wago.com](mailto:info.de@wago.com) | Web: [www.wago.com](http://www.wago.com)

Do you have any questions about our products?  
We are always happy to take your call at +49 (571) 887-44222.



cover. The installation guidelines must be observed for each individual application.

## Connection data

Performance level 2 / 400 mating cycles

### Connection 1

Connector	Pluggable connector per DIN 41612; Type C; Male connector
Pole number 1	64
Connection type 1	System
Note (conductor cross-section)	12 AWG: THHN, THWN
Mating direction	vertical
For mating connector	with IDC
Connection type	Pluggable Connector per DIN 41612

### Connection 2

Design 2	PCB terminal blocks (double-row)
Pole number 2	32
Connection type 2	Field
Connection technology 2	CAGE CLAMP®
WAGO connector 2	WAGO 236 Series
Solid conductor 2	0.08 ... 2.5 mm <sup>2</sup> / 28 ... 12 AWG
Fine-stranded conductor 2	0.08 ... 2.5 mm <sup>2</sup> / 28 ... 12 AWG
Strip length 2	5 ... 6 mm / 0.2 ... 0.24 inches

## Physical data

Width	187 mm / 7.362 inches
Height	63.5 mm / 2.5 inches
Depth from upper-edge of DIN-rail	21 mm / 0.827 inches

## Mechanical Data

Mounting type	DIN-35 rail
Housing design	PCB with mounting feet

## Material Data

Contact material (connector)	Copper alloy; gold plated
------------------------------	---------------------------

Subject to changes. Please also observe the further product documentation!

Fire load	0.081 MJ
Weight	112.9 g

### Environmental requirements

Ambient temperature (operation)	-20 ... +50 °C
Ambient temperature (storage)	-40 ... +70 °C
Relative humidity	85% (non-condensing)

### Commercial data



Product Group	6 (INTERFACE ELECTRONIC)
eCl@ss 10.0	27-14-11-52
eCl@ss 9.0	27-14-11-52
ETIM 8.0	EC002780
ETIM 7.0	EC002780
PU (SPU)	10 (1) pcs
Packaging type	box
Country of origin	DE
GTIN	4045454385064
Customs tariff number	85366990990

### Environmental Product Compliance

RoHS Compliance Status	Compliant, No Exemption
------------------------	-------------------------

### Optional accessories

#### Mounting

Cover carrier		
	<b>Item no.: 709-167</b> Cover carrier; Type 1; incl. fixing/retaining screws and knurled nut; suitable for 279 to 282 and 880 Series rail-mounted terminal blocks; suitable for 264 Series miniature rail-mounted terminal blocks; suitable for 270 Series sensor and actuator terminal blocks; gray	<a href="http://www.wago.com/709-167">www.wago.com/709-167</a>
Cover		
	<b>Item no.: 709-153</b> Cover; Type 1; suitable for cover carrier, type 1; 1 m long; transparent	<a href="http://www.wago.com/709-153">www.wago.com/709-153</a>
Tool		
Operating tool		

Subject to changes. Please also observe the further product documentation!



Item no.: 210-720

Operating tool; Blade: 3.5 x 0.5 mm; with a partially insulated shaft; multicoloured

## Downloads

### Documentation

#### Bid Text

289-422 X81 - Datei	2019 Feb 19	xml 3.5 kB	Download
------------------------	-------------	---------------	----------

289-422 doc - Datei	2015 Feb 9	doc 26.6 kB	Download
------------------------	------------	----------------	----------

#### Instruction Leaflet

		pdf 1.3 MB	Download
--	--	---------------	----------

#### Additional Information

Disposal and Recycling Electrical and electronic equipment, Batteries, Packaging	V 1.1.0 2022 Aug 18	pdf 2.2 MB	Download
---	------------------------	---------------	----------

## CAD/CAE-Data

### CAE data

WSCAD Universe 289-422		URL	Download
------------------------	--	-----	----------

EPLAN Data Portal 289-422		URL	Download
---------------------------	--	-----	----------

## Environmental Product Compliance

### Compliance Search


Environmental Product Compliance 289-422		URL	Download
--	--	-----	----------

Interface module; Pluggable connector per DIN 41612; 64-pole; Mating connector for IDC; Vertical mounting; PCB terminal blocks, double-row; with mounting feet; Type C; 2,50 mm<sup>2</sup>


Subject to changes. Please also observe the further product documentation!

## Installation Notes

### Conductor termination



Conductor termination – screwdriver actuation parallel to conductor entry



Conductor termination – screwdriver actuation perpendicular to conductor entry

Subject to changes. Please also observe the further product documentation!