

NOTES:

1. COMPATIBLE WITH MOLEX PT 90325, 90814, 90816.
2. USE WITH CABLES 28AWG STD. 26AWG STD. AND 26AWG (69 STRANDS) SUPERFLEX.
3. TERMINATION SPECIFICATION: ES-99033-0001.
4. PRODUCT SPECIFICATION: PS-99020-0011
5. PACKAGING SPEC: PK-90327-001

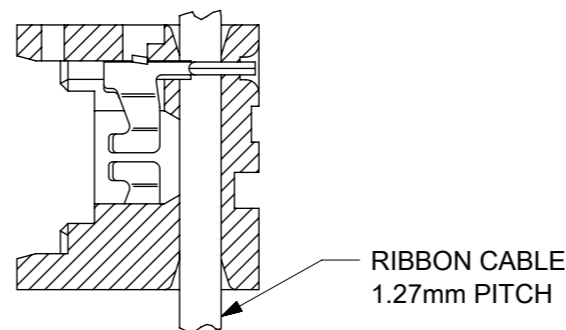
HOUSING:

MATL: POLYESTER RATED AT UL 94 V-0,
COLOUR WHITE.

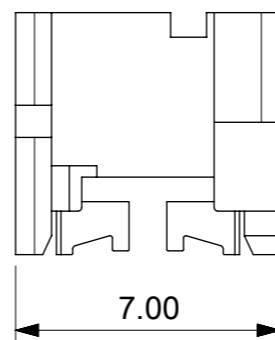
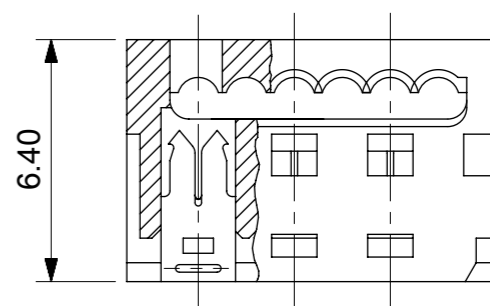
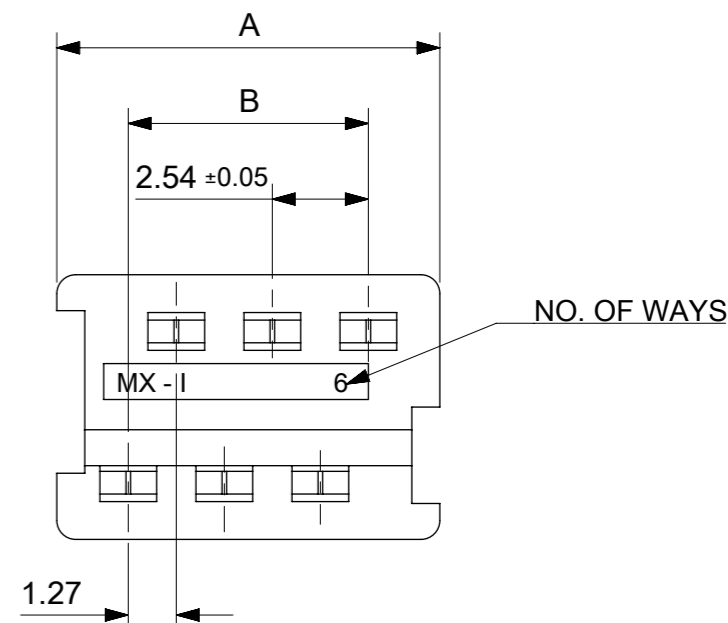
IDT CONTACT

MATL. PHOS BRONZE 0.17 THK HV 180-200
PLATING. TIN: 2-4µm PURE TIN
PLATING. UNDERPLATED 1.27µm MIN NICKEL
3-5µm SELECTIVE TIN & 0.76µm MIN. SELECTIVE GOLD

90327 - * 3 * *
0 = 2µm PRE TIN ASSY
3 = 0.76µm GOLD ASSY
SEE CONTACT PLATING NOTE
04 TO 26 = CCT SIZE, 51 TO 98 = ASSY ON REELS, SEE CHART
COLOUR WHITE



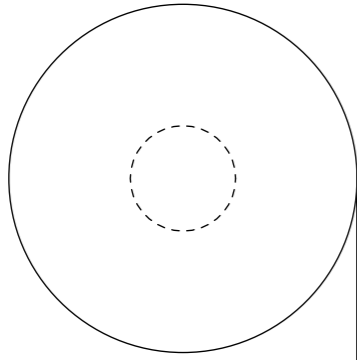
SECTION SHOWING
ASSY AFTER TERMINATION
SEE NOTE 3




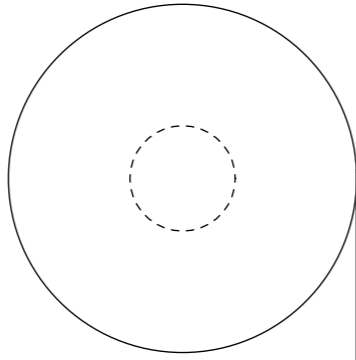
90327-*326	26	35.53	31.75
-*324	24	32.99	29.21
-*322	22	30.45	26.67
-*320	20	27.91	24.13
-*318	18	25.37	21.59
-*316	16	22.83	19.05
-*314	14	20.29	16.51
-*312	12	17.75	13.97
-*310	10	15.21	11.43
-*308	8	12.67	8.89
-*306	6	10.13	6.35
9327-*304	4	7.59	3.81
PART NO.	CCT SIZE	DIMENSION A	DIMENSION B

FUNCTIONAL SYMBOLS	DIMENSION UNITS	SCALE	THIS DRAWING CONTAINS INFORMATION THAT IS PROPRIETARY TO MOLEX ELECTRONIC TECHNOLOGIES, LLC AND SHOULD NOT BE USED WITHOUT WRITTEN PERMISSION			
$\nabla_A = 0$	mm	5:1	CURRENT REV DESC: CAD MIGRATION			
$\nabla_F = 0$	GENERAL TOLERANCES (UNLESS SPECIFIED)					
$\nabla_P = 0$	ANGULAR TOL ± 2°					
DIVISIONAL SYMBOLS	4 PLACES ±					
	3 PLACES ±					
	2 PLACES ± 0.10					EC NO: 738955 DRWN: GOWTHP 2023/02/02 CHK'D: GOWTHP 2023/02/16 APPR: ISHWARG 2023/02/20
	1 PLACE ± 0.2					
	0 PLACES ±					
	DRAFT WHERE APPLICABLE MUST REMAIN WITHIN DIMENSIONS					
THIRD ANGLE PROJECTION			DRAWING	SERIES	MATERIAL NUMBER	CUSTOMER
			A3-SIZE	90327	SEE CHART	GENERAL MARKET
INITIAL REVISION:			DOCUMENT NUMBER	DOC TYPE	DOC PART	REVISION
DRWN: NPC 1987/07/28 APPR: JDENNDHY 2004/09/16			SDA-90327	PSD	001	AK1
SHEET NUMBER			1 OF 2			

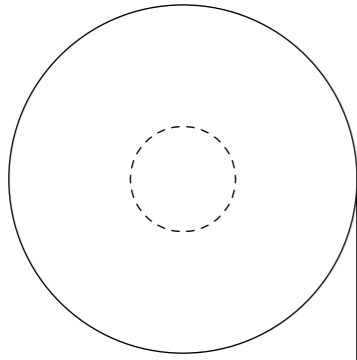
REELING OPTION A



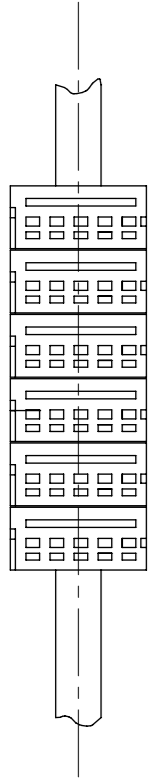

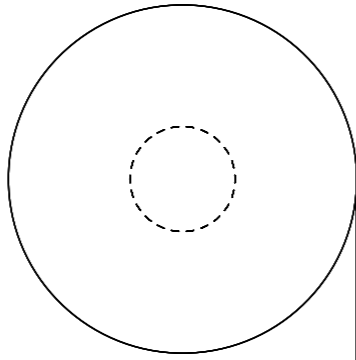
REELING OPTION B



REELING OPTION C



REELING OPTION D



REEL ASSY NO.	PART NO.	CCT SIZE	REELING OPTION	REEL ASSY NO.	PART NO.	CCT SIZE	REELING OPTION
90327-*351	90327-*304	4	A	90327-*375	90327-*316	16	A
*352			B	*376			B
*353			C	*377			C
90327-*354			D	90327-*378			D
90327-*355	90327-*306	6	A	90327-*379	90327-*318	18	A
*356			B	*380			B
*357			C	*381			C
90327-*358			D	90327-*382			D
90327-*359	90327-*308	8	A	90327-*383	90327-*320	20	A
*360			B	*384			B
*361			C	*385			C
90327-*362			D	90327-*386			D
90327-*363	90327-*310	10	A	90327-*387	90327-*326	26	A
*364			B	*388			B
*365			C	*389			C
90327-*366			D	90327-*390			D
90327-*367	90327-*312	12	A	90327-*391	90327-*322	22	A
*368			B	*392			B
*369			C	*393			C
90327-*370			D	90327-*394			D
90327-*371	90327-*314	14	A	90327-*395	90327-*324	24	A
*372			B	*396			B
*373			C	*397			C
90327-*374			D	90327-*398			D

FUNCTIONAL SYMBOLS ▽/A = 0 ▽/E = 0 ▽/V = 0	THIS DRAWING CONTAINS INFORMATION THAT IS PROPRIETARY TO MOLEX ELECTRONIC TECHNOLOGIES, LLC AND SHOULD NOT BE USED WITHOUT WRITTEN PERMISSION	CURRENT REV DESC: CAD MIGRATION		molex				
	DIMENSION UNITS: mm	SCALE: 1:1	EC NO: 738955					IDT ASSEMBLY PICO FLEX
	DIVISIONAL SYMBOLS	GENERAL TOLERANCES (UNLESS SPECIFIED)	DRWN: GOWTHP		2023/02/02		PRODUCT CUSTOMER DRAWING	
	4 PLACES ±	ANGULAR TOL ± 2.0°	CHK'D: GOWTHP		2023/02/16		DOCUMENT NUMBER: SDA-90327	
3 PLACES ±		APPR: ISHWARG		2023/02/20		DOC TYPE: PSD		
2 PLACES ± 0.10		INITIAL REVISION:		1991/02/27		DOC PART: 001		
1 PLACE ± 0.2		DRWN: PAD		2004/09/16		REVISION: AK1		
0 PLACES ±		APPR: JDENNEHY				SHEET NUMBER: 2 OF 2		
DRAFT WHERE APPLICABLE MUST REMAIN WITHIN DIMENSIONS		THIRD ANGLE PROJECTION		DRAWING: A3-SIZE	SERIES: 90327	MATERIAL NUMBER: SEE CHART	CUSTOMER: GENERAL MARKET	