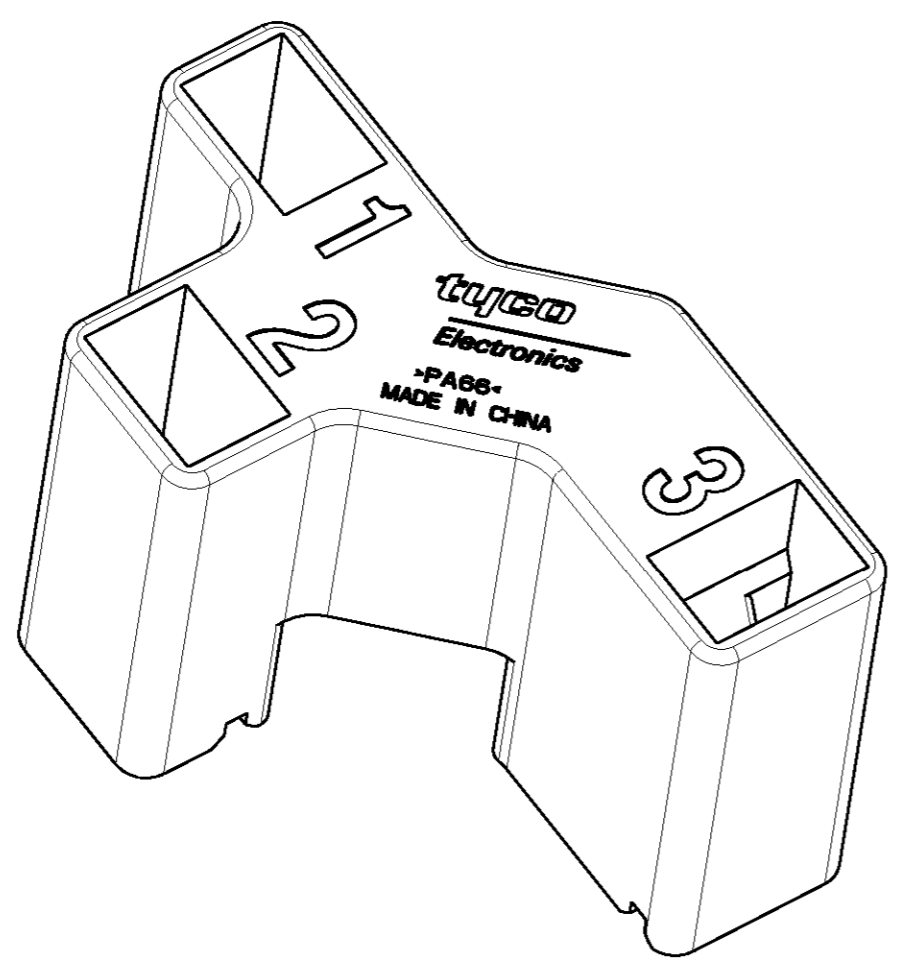
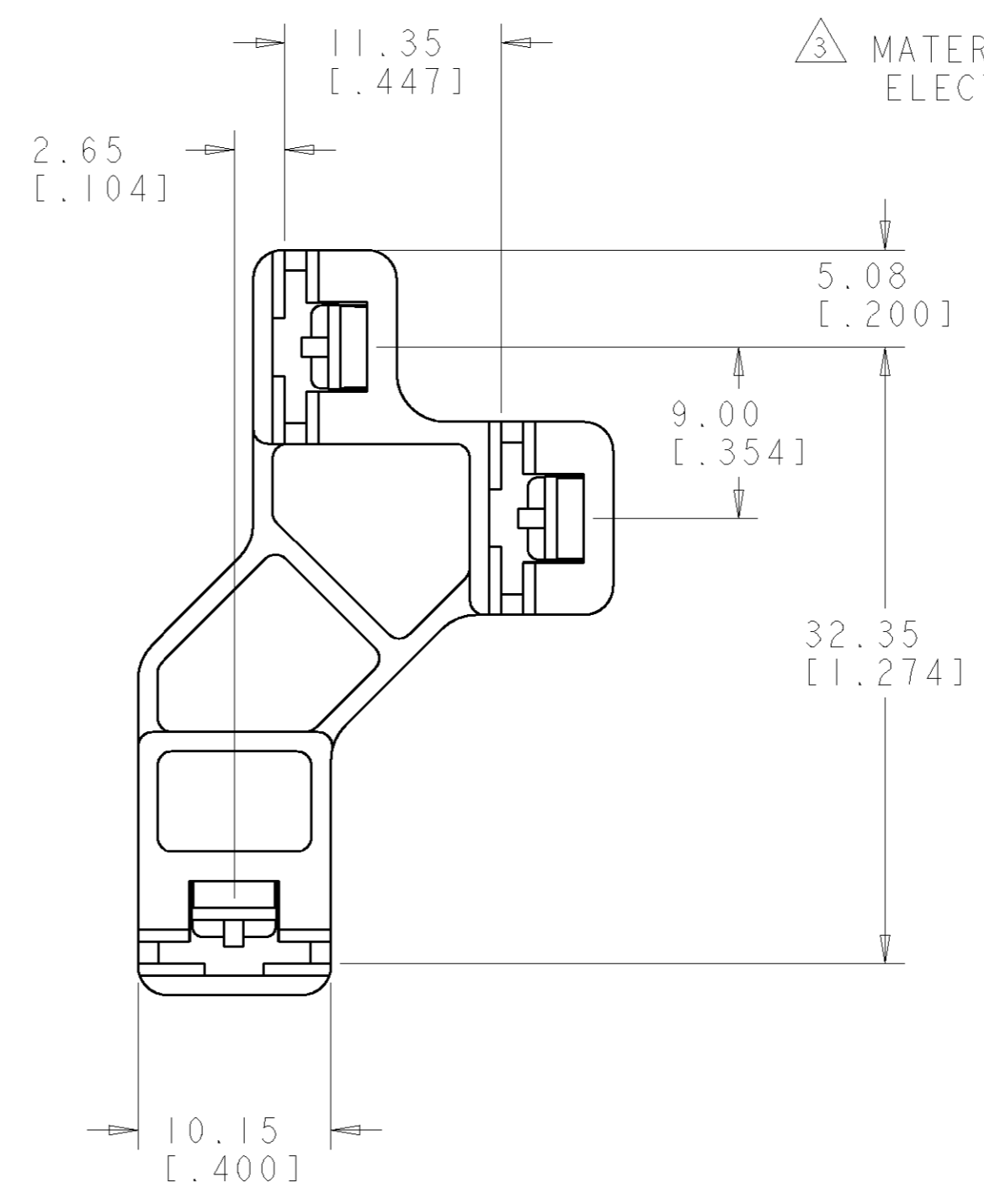
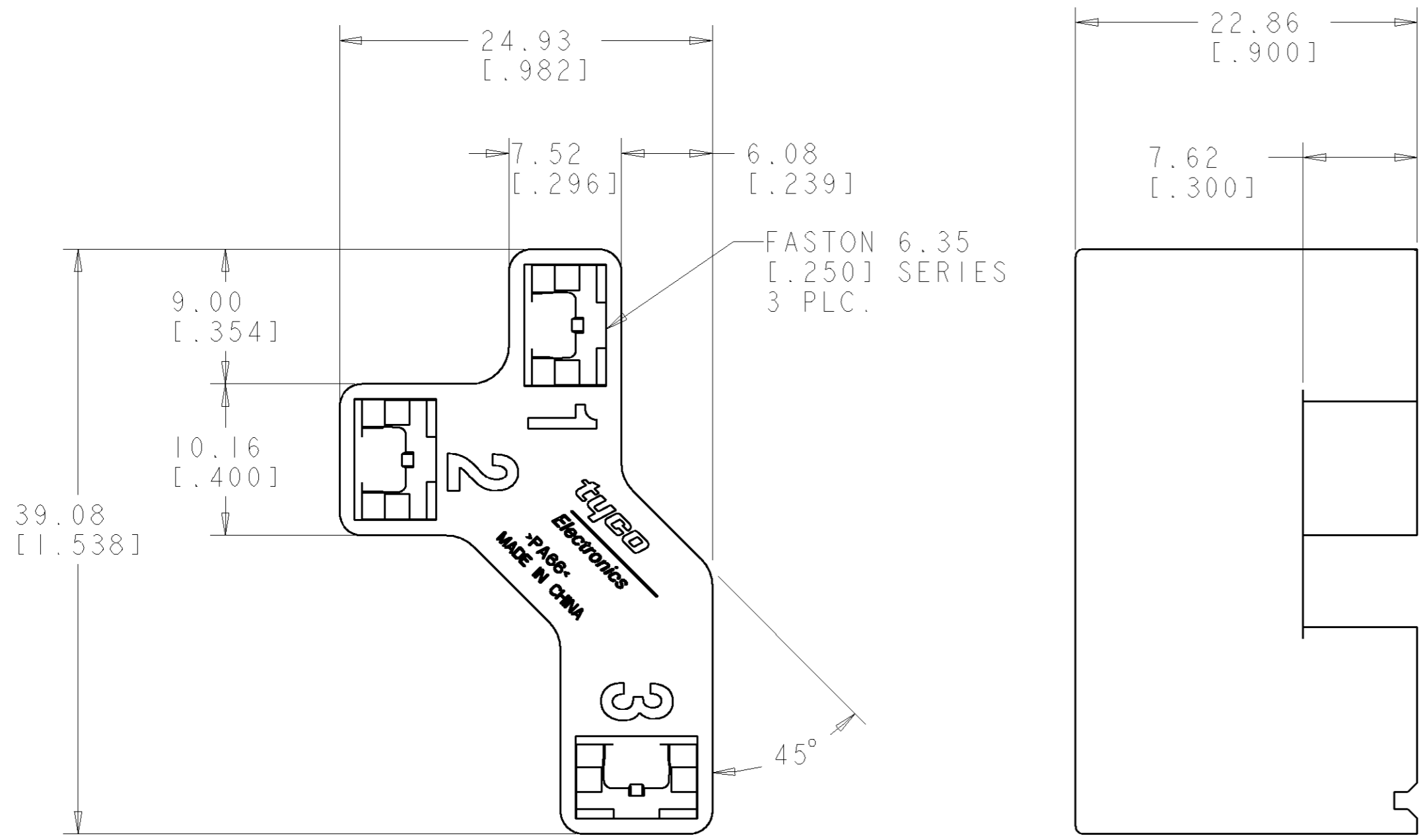


THIS DRAWING IS UNPUBLISHED. RELEASED FOR PUBLICATION 20  
 © COPYRIGHT 20 BY TYCO ELECTRONICS CORPORATION. ALL RIGHTS RESERVED.

| LOC | DIST | REVISIONS |     |                      |           |     |      |
|-----|------|-----------|-----|----------------------|-----------|-----|------|
|     |      | P         | LTR | DESCRIPTION          | DATE      | DWN | APVD |
| AF  | 50   |           | 0   | PROPOSAL             | 18FEB2005 | RCF | PD   |
|     |      |           | A   | REV PER 0G3A-0139-05 | 03MAR2005 | RCF | PD   |

1. RECOMMENDED MATING TAB LENGTH IS 9.78 [.385] MIN.
2. RECOMMENDED CENTERLINE SPACING OF TABS TO BE ±0.127 [.005].
3. MATERIAL: NYLON 6/6, UL94 V-2, ELECTRICAL RTI 125 °C MIN.



|         |             |
|---------|-------------|
| NATURAL | 1738494-1   |
| COLOR   | PART NUMBER |

|   |  |                                   |  |                    |
|---|--|-----------------------------------|--|--------------------|
| THIS DRAWING IS A CONTROLLED DOCUMENT FOR TYCO ELECTRONICS CORPORATION. IT IS SUBJECT TO CHANGE AND THE CONTROLLING ENGINEERING ORGANIZATION SHOULD BE CONTACTED FOR THE LATEST REVISION. |  | DWN<br>J.C. YOSLER<br>27OCT2003   | Tyco Electronics<br>Harrisburg, PA 17105-3608                |                    |
| DIMENSIONS:<br>mm [INCHES]  |  | CHK<br>M. LAUERMANN<br>27OCT2003  | NAME<br>HOUSING, RECEPTACLE<br>FASTON<br>INFINITE SWITCH "D" |                    |
| TOLERANCES UNLESS OTHERWISE SPECIFIED:<br>0 PLC ±<br>1 PLC ±<br>2 PLC ±.38 [.015]<br>3 PLC ±<br>4 PLC ±<br>ANGLES ±°<br>FINISH  |  | APVD<br>M. LAUERMANN<br>27OCT2003 | PRODUCT SPEC<br>-<br>APPLICATION SPEC<br>-                   |                    |
| MATERIAL<br>3   |  | WEIGHT<br>-                       | SIZE<br>A2   | CAGE CODE<br>00779 |
| CUSTOMER DRAWING  |  | DRAWING NO.<br>1738494            | RESTRICTED TO<br>-   | SCALE<br>3:1       |
|   |  | SHEET<br>1                        |  | REV<br>A           |