


# Data sheet | Item number: 857-304

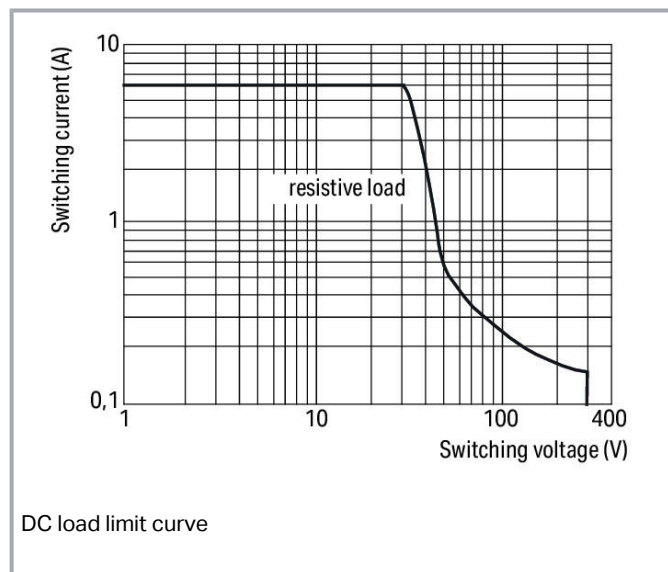
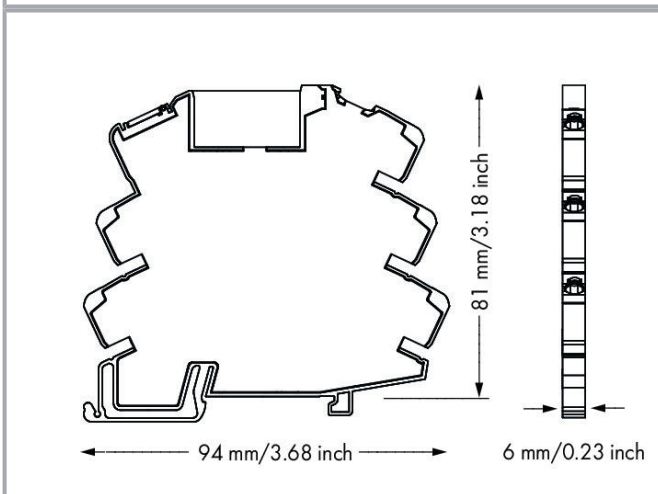
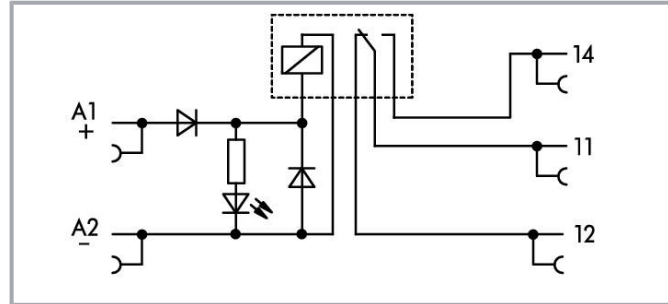
Relay module; Nominal input voltage: 24 VDC; 1 changeover contact;  
Limiting continuous current: 6 A; Yellow status indicator; Module width: 6 mm; 2,50 mm<sup>2</sup>; gray



[www.wago.com/857-304](http://www.wago.com/857-304)



Color: —



DC load limit curve

Subject to changes. Please also observe the further product documentation!

WAGO Kontakttechnik GmbH & Co. KG  
Hansastr. 27  
32423 Minden  
Phone: +49571 887-0 | Fax: +49571 887-169  
Email: [info.de@wago.com](mailto:info.de@wago.com) | Web: [www.wago.com](http://www.wago.com)

Do you have any questions about our products?  
We are always happy to take your call at +49 (571) 887-44222.

**Data****Notes**

## Note

To protect the relay coils and contacts, inductive loads must be dampened with an effective protection circuit.

**Technical data****Control circuit**

Nominal input voltage $U_N$	DC 24 V
Input voltage range	-15 ... +20 %
Nominal input current at $U_N$	10 mA

**Load circuit**

Number of changeover/switchover contacts	1
Contact material (relay)	AgSnO <sub>2</sub>
Limiting continuous current	6 A
Inrush current (resistive) (max.)	(AC) 20 A / 0.02 s
Switching voltage (max.)	AC 250 V
Switching power (resistive) (max.)	AC 1500 VA; DC (see load limit curve)
Switching capacity	AC-15: 3 A / AC 250 V; DC-13: 2 A / DC 24 V
Recommended minimum load	10 V / 10 mA; 24 V / 1 mA
Pull-in time (typ.)	6 ms
Drop-out time (typ.)	6 ms
Bounce time (typ.)	3.5 ms
Electrical life (NO; resistive load; 23 °C)	50 x 10 <sup>3</sup> switching operations
Mechanical life	5 x 10 <sup>6</sup> switching operations
Switching frequency with/without load (max.)	6 min <sup>-1</sup> / 180 min <sup>-1</sup>

**Signaling**

Status indicator	Yellow LED
------------------	------------

Subject to changes. Please also observe the further product documentation!

## Safety and protection

Rated voltage	300 V
Rated surge voltage	4 kV
Circuit type	Mains circuits
Overtoltage category	III
Pollution degree	2
Dielectric strength, control/load circuit (AC, 1 min)	3.51 kVrms
Dielectric strength, open contact (AC, 1 min)	1 kVrms
Insulation type (control/load circuit)	Reinforced insulation (safe isolation)
Insulation type (between adjacent devices of the the same type)	Reinforced insulation (safe isolation)
Protection type	IP20

## Connection data

Connection technology	Push-in CAGE CLAMP®
Solid conductor	0.34 ... 2.5 mm <sup>2</sup> / 22 ... 14 AWG
Fine-stranded conductor	0.34 ... 2.5 mm <sup>2</sup> / 22 ... 14 AWG
Conductor diameter	22 ... 14 AWG
Strip length	9 ... 10 mm / 0.35 ... 0.39 inch

## Physical data

Width	6 mm / 0.236 inch
Height	94 mm / 3.701 inch
Depth from upper edge of DIN-rail	81 mm / 3.189 inch

## Mechanical data

Mounting type	DIN-35 rail
---------------	-------------

## Material data

Color	gray
Weight	31.6 g

## Environmental requirements

Surrounding air temperature (operation at $U_N$ )	-40 ... 60 °C
Surrounding air temperature (storage)	-40 ... 70 °C

Subject to changes. Please also observe the further product documentation!

Processing temperature	-25 ... +50 °C
Relative humidity	5 ... 95 % (no condensation permissible)
Operating altitude (max.)	2000 m

## Standards and specifications

Standards/Specifications	EN 61010-2-201 EN 61810-1 EN 61373 UL 508 GL ATEX IEC Ex
--------------------------	--

## Basic relay

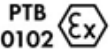


WAGO Basic Relay	857-152
------------------	---------

## Commercial data

Product Group	6 (Interface Electronics)
PU (SPU)	25 (1) Stück
Packaging type	box
Country of origin	CN
GTIN	4050821797807
Customs tariff number	85364900990

## Approvals / Certificates

### Ex-Approvals




Logo	Approval	Additional Approval Text	Certificate name
	ATEX DEKRA EXAM GmbH	EN 60079-0	BVS_14_ATEX_E_091_X
 Ex nA nC IIC T4 Gc	CCCEX CQST/CNEX	CNCA-C23-01	2020312304000757
	IECEX DEKRA EXAM GmbH	IEC 60079-0	IECEX_BVS_14.0079_X
	UL	UL 121201	E198726

Subject to changes. Please also observe the further product documentation!




Underwriters Laboratories Inc. (HAZARDOUS LOCATIONS)

### Ship Approvals




Logo	Approval	Additional Approval Text	Certificate name
	<b>BV</b> Bureau Veritas S.A.	Rules for class. of Steel Ships	40179_B0
	<b>DNV GL</b> Det Norske Veritas, Germanischer Lloyd	-	TAA00001D1
	<b>NK</b> Nippon Kaiji Kyokai	-	TA17255M
	<b>PRS</b> Polski Rejestr Statków	-	TE/2186 /880590/18

### UL-Approvals

Logo	Approval	Additional Approval Text	Certificate name
	<b>UL</b> UL International Netherlands B.V. (ORDINARY LOCATIONS)	UL 508	E175199 Sec.4

### Optional accessories

#### Interface module

Interface adapter		
	<b>Item no.: 857-982</b> Interface adapter; 14-pole; High-side switching output	<a href="http://www.wago.com/857-982">www.wago.com/857-982</a>
	<b>Item no.: 857-986</b> Interface adapter; 15-pole; High-side switching input	<a href="http://www.wago.com/857-986">www.wago.com/857-986</a>
	<b>Item no.: 857-981</b> Interface adapter; 14-pole; High-side switching input	<a href="http://www.wago.com/857-981">www.wago.com/857-981</a>





#### Ferrule

Subject to changes. Please also observe the further product documentation!

WAGO Kontakttechnik GmbH & Co. KG  
Hansastr. 27  
32423 Minden  
Phone: +49571 887-0 | Fax: +49571 887-169  
Email: [info.de@wago.com](mailto:info.de@wago.com) | Web: [www.wago.com](http://www.wago.com)


Do you have any questions about our products?  
We are always happy to take your call at +49 (571) 887-44222.

Ferrule

	<b>Item no.: 216-241</b> Ferrule; Sleeve for 0.5 mm <sup>2</sup> / 20 AWG; insulated; electro-tin plated; electrolytic copper; gastight crimped; acc. to DIN 46228, Part 4/09.90; white	<a href="http://www.wago.com/216-241">www.wago.com/216-241</a>
	<b>Item no.: 216-242</b> Ferrule; Sleeve for 0.75 mm <sup>2</sup> / 18 AWG; insulated; electro-tin plated; electrolytic copper; gastight crimped; acc. to DIN 46228, Part 4/09.90; gray	<a href="http://www.wago.com/216-242">www.wago.com/216-242</a>
	<b>Item no.: 216-243</b> Ferrule; Sleeve for 1 mm <sup>2</sup> / AWG 18; insulated; electro-tin plated; electrolytic copper; gastight crimped; acc. to DIN 46228, Part 4/09.90; red	<a href="http://www.wago.com/216-243">www.wago.com/216-243</a>
	<b>Item no.: 216-244</b> Ferrule; Sleeve for 1.5 mm <sup>2</sup> / AWG 16; insulated; electro-tin plated; electrolytic copper; gastight crimped; acc. to DIN 46228, Part 4/09.90; black	<a href="http://www.wago.com/216-244">www.wago.com/216-244</a>

Tool

Operating tool









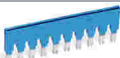





	<b>Item no.: 210-720</b> Operating tool; Blade: 3.5 x 0.5 mm; with a partially insulated shaft; multicoloured	<a href="http://www.wago.com/210-720">www.wago.com/210-720</a>
--	--	--

Jumpers















Jumper

	<b>Item no.: 859-408</b> Jumper; for jumper slot; 8-way; insulated; light gray	<a href="http://www.wago.com/859-408">www.wago.com/859-408</a>
	<b>Item no.: 281-482</b> Jumper; insulated; gray	<a href="http://www.wago.com/281-482">www.wago.com/281-482</a>
	<b>Item no.: 859-404/000-005</b> Jumper; for jumper slot; 4-way; insulated; red	<a href="http://www.wago.com/859-404/000-005">www.wago.com/859-404/000-005</a>
	<b>Item no.: 859-404/000-006</b> Jumper; for jumper slot; 4-way; insulated; blue	<a href="http://www.wago.com/859-404/000-006">www.wago.com/859-404/000-006</a>
	<b>Item no.: 859-405/000-005</b> Jumper; for jumper slot; 5-way; insulated; red	<a href="http://www.wago.com/859-405/000-005">www.wago.com/859-405/000-005</a>
	<b>Item no.: 859-405/000-029</b> Jumper; for jumper slot; 5-way; insulated; yellow	<a href="http://www.wago.com/859-405/000-029">www.wago.com/859-405/000-029</a>
	<b>Item no.: 859-405</b> Jumper; for jumper slot; 5-way; insulated; light gray	<a href="http://www.wago.com/859-405">www.wago.com/859-405</a>

Subject to changes. Please also observe the further product documentation!














	<b>Item no.: 859-404/000-029</b> Jumper; for jumper slot; 4-way; insulated; yellow	<a href="http://www.wago.com/859-404/000-029">www.wago.com/859-404/000-029</a>
	<b>Item no.: 859-406</b> Jumper; for jumper slot; 6-way; insulated; light gray	<a href="http://www.wago.com/859-406">www.wago.com/859-406</a>
	<b>Item no.: 859-405/000-006</b> Jumper; for jumper slot; 5-way; insulated; blue	<a href="http://www.wago.com/859-405/000-006">www.wago.com/859-405/000-006</a>
	<b>Item no.: 859-406/000-005</b> Jumper; for jumper slot; 6-way; insulated; red	<a href="http://www.wago.com/859-406/000-005">www.wago.com/859-406/000-005</a>
	<b>Item no.: 859-409/000-029</b> Jumper; for jumper slot; 9-way; insulated; yellow	<a href="http://www.wago.com/859-409/000-029">www.wago.com/859-409/000-029</a>
	<b>Item no.: 859-410/000-005</b> Jumper; for jumper slot; 10-way; insulated; red	<a href="http://www.wago.com/859-410/000-005">www.wago.com/859-410/000-005</a>
	<b>Item no.: 859-410/000-029</b> Jumper; for jumper slot; 10-way; insulated; yellow	<a href="http://www.wago.com/859-410/000-029">www.wago.com/859-410/000-029</a>
	<b>Item no.: 859-410</b> Jumper; for jumper slot; 10-way; insulated; light gray	<a href="http://www.wago.com/859-410">www.wago.com/859-410</a>
	<b>Item no.: 859-410/000-006</b> Jumper; for jumper slot; 10-way; insulated; blue	<a href="http://www.wago.com/859-410/000-006">www.wago.com/859-410/000-006</a>
	<b>Item no.: 859-403/000-005</b> Jumper; for jumper slot; 3-way; insulated; red	<a href="http://www.wago.com/859-403/000-005">www.wago.com/859-403/000-005</a>
	<b>Item no.: 859-402/000-029</b> Jumper; for jumper slot; 2-way; insulated; yellow	<a href="http://www.wago.com/859-402/000-029">www.wago.com/859-402/000-029</a>
	<b>Item no.: 859-403/000-029</b> Jumper; for jumper slot; 3-way; insulated; yellow	<a href="http://www.wago.com/859-403/000-029">www.wago.com/859-403/000-029</a>
	<b>Item no.: 859-403/000-006</b> Jumper; for jumper slot; 3-way; insulated; blue	<a href="http://www.wago.com/859-403/000-006">www.wago.com/859-403/000-006</a>
	<b>Item no.: 859-408/000-005</b> Jumper; for jumper slot; 8-way; insulated; red	<a href="http://www.wago.com/859-408/000-005">www.wago.com/859-408/000-005</a>

Subject to changes. Please also observe the further product documentation!





	<b>Item no.: 859-408/000-029</b> Jumper; for jumper slot; 8-way; insulated; yellow	<a href="http://www.wago.com/859-408/000-029">www.wago.com/859-408/000-029</a>
	<b>Item no.: 859-409</b> Jumper; for jumper slot; 9-way; insulated; light gray	<a href="http://www.wago.com/859-409">www.wago.com/859-409</a>
	<b>Item no.: 859-408/000-006</b> Jumper; for jumper slot; 8-way; insulated; blue	<a href="http://www.wago.com/859-408/000-006">www.wago.com/859-408/000-006</a>
	<b>Item no.: 859-403</b> Jumper; for jumper slot; 3-way; insulated; light gray	<a href="http://www.wago.com/859-403">www.wago.com/859-403</a>
	<b>Item no.: 859-409/000-005</b> Jumper; for jumper slot; 9-way; insulated; red	<a href="http://www.wago.com/859-409/000-005">www.wago.com/859-409/000-005</a>
	<b>Item no.: 859-404</b> Jumper; for jumper slot; 4-way; insulated; light gray	<a href="http://www.wago.com/859-404">www.wago.com/859-404</a>
	<b>Item no.: 859-409/000-006</b> Jumper; for jumper slot; 9-way; insulated; blue	<a href="http://www.wago.com/859-409/000-006">www.wago.com/859-409/000-006</a>
	<b>Item no.: 859-402/000-006</b> Jumper; for jumper slot; 2-way; insulated; blue	<a href="http://www.wago.com/859-402/000-006">www.wago.com/859-402/000-006</a>
	<b>Item no.: 859-402</b> Jumper; for jumper slot; 2-way; insulated; light gray	<a href="http://www.wago.com/859-402">www.wago.com/859-402</a>
	<b>Item no.: 859-402/000-005</b> Jumper; for jumper slot; 2-way; insulated; red	<a href="http://www.wago.com/859-402/000-005">www.wago.com/859-402/000-005</a>
	<b>Item no.: 859-406/000-006</b> Jumper; for jumper slot; 6-way; insulated; blue	<a href="http://www.wago.com/859-406/000-006">www.wago.com/859-406/000-006</a>
	<b>Item no.: 859-406/000-029</b> Jumper; for jumper slot; 6-way; insulated; signal yellow	<a href="http://www.wago.com/859-406/000-029">www.wago.com/859-406/000-029</a>
	<b>Item no.: 859-407/000-006</b> Jumper; for jumper slot; 7-way; insulated; blue	<a href="http://www.wago.com/859-407/000-006">www.wago.com/859-407/000-006</a>
	<b>Item no.: 859-407/000-005</b> Jumper; for jumper slot; 7-way; insulated; red	<a href="http://www.wago.com/859-407/000-005">www.wago.com/859-407/000-005</a>

Subject to changes. Please also observe the further product documentation!



	<b>Item no.: 859-407/000-029</b> Jumper; for jumper slot; 7-way; insulated; yellow	<a href="http://www.wago.com/859-407/000-029">www.wago.com/859-407/000-029</a>
	<b>Item no.: 859-407</b> Jumper; for jumper slot; 7-way; insulated; light gray	<a href="http://www.wago.com/859-407">www.wago.com/859-407</a>
<b>Marking accessories</b>		
Marking strip		
	<b>Item no.: 2009-110</b> Marking strips; for Smart Printer; on reel; not stretchable; plain; snap-on type; white	<a href="http://www.wago.com/2009-110">www.wago.com/2009-110</a>
Marking device		
	<b>Item no.: 210-110</b> Fiber-tip pen	<a href="http://www.wago.com/210-110">www.wago.com/210-110</a>
Double marker carrier		
	<b>Item no.: 209-128</b> Adaptor; gray	<a href="http://www.wago.com/209-128">www.wago.com/209-128</a>
Protective marker cover		
	<b>Item no.: 209-184</b> Protection cover; transparent	<a href="http://www.wago.com/209-184">www.wago.com/209-184</a>
Marker		
	<b>Item no.: 2009-115</b> WMB-Inline; for Smart Printer; 1500 pieces on roll; stretchable 5 - 5.2 mm; plain; snap-on type; white	<a href="http://www.wago.com/2009-115">www.wago.com/2009-115</a>
	<b>Item no.: 209-183</b> Marker card; white	<a href="http://www.wago.com/209-183">www.wago.com/209-183</a>
	<b>Item no.: 793-501</b> WMB marking card; as card; not stretchable; plain; snap-on type; white	<a href="http://www.wago.com/793-501">www.wago.com/793-501</a>
	<b>Item no.: 793-502</b> WMB marking card; as card; MARKED; 1 ... 10 (10x); not stretchable; Horizontal marking; snap-on type; white	<a href="http://www.wago.com/793-502">www.wago.com/793-502</a>
	<b>Item no.: 793-503</b> WMB marking card; as card; MARKED; 11 ... 20 (10x); not stretchable; Horizontal marking; snap-on type; white	<a href="http://www.wago.com/793-503">www.wago.com/793-503</a>
	<b>Item no.: 793-504</b> WMB marking card; as card; MARKED; 21 ... 30 (10x); not stretchable; Horizontal marking; snap-on type; white	<a href="http://www.wago.com/793-504">www.wago.com/793-504</a>
	<b>Item no.: 793-505</b> WMB marking card; as card; MARKED; 31 ... 40 (10x); not stretchable; Horizontal marking; snap-on type; white	<a href="http://www.wago.com/793-505">www.wago.com/793-505</a>

Subject to changes. Please also observe the further product documentation!

	<b>Item no.: 793-506</b> WMB marking card; as card; MARKED; 41 ... 50 (10x); not stretchable; Horizontal marking; snap-on type; white <a href="http://www.wago.com/793-506">www.wago.com/793-506</a>
	<b>Item no.: 793-566</b> WMB marking card; as card; MARKED; 1 ... 50 (2x); not stretchable; Horizontal marking; snap-on type; white <a href="http://www.wago.com/793-566">www.wago.com/793-566</a>
	<b>Item no.: 793-5501</b> WMB marking card; as card; for terminal block width 5 - 17.5 mm; stretchable 5 - 5.2 mm; plain; snap-on type; white <a href="http://www.wago.com/793-5501">www.wago.com/793-5501</a>
Group marker carrier	
	<b>Item no.: 249-105</b> Group marker carrier; gray <a href="http://www.wago.com/249-105">www.wago.com/249-105</a>

## Downloads

### Documentation

#### Bid Text

857-304 X81 - Datei	19 Feb 2019	xml 4.8 kB	Download
857-304 docx - Datei	20 Feb 2019	docx 16.8 kB	Download

#### Instruction Leaflet

Elektromechanical and Solid-State Relays/Optocouplers	V 1.4.1 9 Oct 2020	pdf 2.6 MB	Download
---	-----------------------	---------------	----------

#### Additional Information

Disposal; Electrical and electronic equipment, Packaging	V 1.0.0	pdf 265.8 kB	Download
--	---------	-----------------	----------

## CAD/CAE-Data

### CAE data

EPLAN Data Portal 857-304	URL	Download
WSCAD Universe 857-304	URL	Download
ZUKEN Portal 857-304	URL	Download

Subject to changes. Please also observe the further product documentation!

## CAD data

2D/3D Models 857-304

[URL](#)

[Download](#)

## Environmental Product Compliance

### Compliance Search

Environmental Product Compliance 857-304


[URL](#)

[Download](#)

Relay module; Nominal input voltage: 24 VDC; 1 changeover contact; Limiting continuous current: 6 A; Yellow status indicator; Module width: 6 mm; 2,50 mm<sup>2</sup>; gray


## Installation Notes

### Conductor termination



### Conductor termination

### Commoning



### Easy commoning using adjacent jumpers


## Marking

Subject to changes. Please also observe the further product documentation!



Marking via WMB Multi Marking System.

### Installation



Removing a relay via ejector.

Subject to changes. Please also observe the further product documentation!