



DEUTSCH | DEUTSCH DT

TE Internal #: DT06-4S-CP01

Housing for Female Terminals, Wire-to-Wire, 4 Position, .175 in [4.45 mm] Centerline, Sealable, Black, Wire & Cable, Power & Signal, DEUTSCH DT

[View on TE.com >](#)

Connectors > Automotive Connectors > Automotive Housings > DEUTSCH DT Plug Connectors



Connector & Housing Type: **Housing for Female Terminals**

Mating Pin Diameter: **1.59 mm [.063 in]**

Connector System: **Wire-to-Wire**

Number of Positions: **4**

Centerline (Pitch): **4.45 mm [.175 in]**

[All DEUTSCH DT Plug Connectors \(200\)](#)

Features

Product Type Features

Connector Shape	Rectangular
Connector & Housing Type	Housing for Female Terminals
Connector System	Wire-to-Wire
Sealable	Yes
Hybrid Connector	No
Primary Locking Feature	Integrated in Housing
Connector & Contact Terminates To	Wire & Cable

Configuration Features

Blank Cavity Position	1, 2, 3, 4
Connector Modification	Enhanced Seal Retention, Solid Rear Grommet, End Cap
Number of Positions	4
Number of Rows	2



Electrical Characteristics

Operating Voltage	250 VAC
Nominal Voltage Architecture	12 V, 24 V, 48 V

Body Features

Cable Exit Angle	180°
Primary Product Color	Black

Contact Features

Contact Type	Socket
Mating Pin Diameter	1.59 mm[.063 in]
Contact Current Rating (Max)	13 A

Mechanical Attachment

Terminal Position Assurance	Yes
Strain Relief	Add By Accessory
Mating Alignment Type	Polarized
Mating Alignment	With
Connector Mounting Type	Cable Mount (Free-Hanging)

Housing Features

Housing Material	PA GF
Centerline (Pitch)	4.45 mm[.175 in]

Dimensions

Connector Height	19.58 mm[.771 in]
Product Width	20.83 mm[.82 in]
Product Length	33.73 mm[1.328 in]
Row-to-Row Spacing	9.12 mm[.359 in]

Usage Conditions

Operating Temperature (Max)	125 °C[257 °F]
Operating Temperature Range	-55 – 125 °C[-67 – 257 °F]

Operation/Application

Circuit Application	Power & Signal
---------------------	----------------

Industry Standards

Degree of Protection	IP68, IP6K9K
----------------------	--------------



Agency/Standard	SAE J2030
UL Flammability Rating	12mm Flame Test per Standard UL-94

Packaging Features

Packaging Quantity	1000
Packaging Method	Box

Other

Serviceable	Yes
Connector Position Assurance Capable	No

Product Compliance

[For compliance documentation, visit the product page on TE.com>](#)

EU RoHS Directive 2011/65/EU	Compliant
EU ELV Directive 2000/53/EC	Compliant
China RoHS 2 Directive MIIT Order No 32, 2016	No Restricted Materials Above Threshold
EU REACH Regulation (EC) No. 1907/2006	Current ECHA Candidate List: JAN 2023 (233) Candidate List Declared Against: JAN 2023 (233) Does not contain REACH SVHC
Halogen Content	Not Low Halogen - contains Br or Cl > 900 ppm.
Solder Process Capability	Not reviewed for solder process capability

Product Compliance Disclaimer

This information is provided based on reasonable inquiry of our suppliers and represents our current actual knowledge based on the information they provided. This information is subject to change. The part numbers that TE has identified as EU RoHS compliant have a maximum concentration of 0.1% by weight in homogenous materials for lead, hexavalent chromium, mercury, PBB, PBDE, DBP, BBP, DEHP, DIBP, and 0.01% for cadmium, or qualify for an exemption to these limits as defined in the Annexes of Directive 2011/65/EU (RoHS2). Finished electrical and electronic equipment products will be CE marked as required by Directive 2011/65/EU. Components may not be CE marked. Additionally, the part numbers that TE has identified as EU ELV compliant have a maximum concentration of 0.1% by weight in homogenous materials for lead, hexavalent chromium, and mercury, and 0.01% for cadmium, or qualify for an exemption to these limits as defined in the Annexes of Directive 2000/53/EC (ELV). Regarding the REACH Regulation, the information TE provides on SVHC in articles for this part number is based on the latest European Chemicals Agency (ECHA) 'Guidance on requirements for substances in articles' posted at this URL: <https://echa.europa.eu/guidance-documents/guidance-on-reach>

Compatible Parts




TE Part # CAT-J41-DDRC
DEUTSCH DT Receptacle Connectors



TE Part # 1011-346-0405
DUST CAP, 4P, PLG, BLK, DT




TE Part # CAT-D487-H342
DEUTSCH DT Headers



TE Part # CAT-D487-CH8172
DEUTSCH DT Series Housings & Connectors


Also in the Series | DEUTSCH DT




Automotive Connector Caps & Covers (107)




Automotive Connector Locks & Position Assurance(74)




Automotive Housings(618)



Automotive Seals & Cavity Plugs(5)



Insertion & Extraction Tools(3)



Other Automotive Connector Accessories(16)



PCB Headers & Receptacles(102)

Customers Also Bought



TE Part #HDP24-24-18SE
DEUTSCH HDP20 Housings



TE Part #HD34-24-19SE-059
REC, 19P, AL, E, CBLCLMP BT, DRAIN, 12 /16, S, MC



TE Part #DT06-08SB-CE06
PLG, 8P, BLK, E, SEAL RET, B



TE Part #HDP24-24-19SE-L017
REC, 19P, BLK, E, RNG, 12/16, S




TE Part #DTP2P-BT
BOOT, 2P, REC, ST, GRY



TE Part #DT04-12PA-CE09
REC, 12P, BLK, E, XCAP, A



TE Part #1-1718628-1
AMP MCP 2.8 HSG. 4POS., ASSY



TE Part #AEC16-40SAE
PLG, 40P, BLK, E, A



Documents

Product Drawings

[PLG, 4P, BLK, BLOCKED, SEAL RET](#)

English

CAD Files

[3D PDF](#)

3D

Customer View Model

[ENG_CVM_CVM_DT06-4S-CP01_A.2d_dxf.zip](#)

English

Customer View Model

[ENG_CVM_CVM_DT06-4S-CP01_A.3d_igs.zip](#)

English

Customer View Model

[ENG_CVM_CVM_DT06-4S-CP01_A.3d_stp.zip](#)

English

By downloading the CAD file I accept and agree to the [Terms and Conditions](#) of use.

Datasheets & Catalog Pages

[DEUTSCH DT Enhanced Seal Retention Connectors](#)

English

[ICT Terminals and Connectors Catalogue](#)

English

[CONNECTOR SELECTOR](#)

English

Product Specifications

[Application Specification](#)

English

Agency Approvals

[UL Report](#)

English