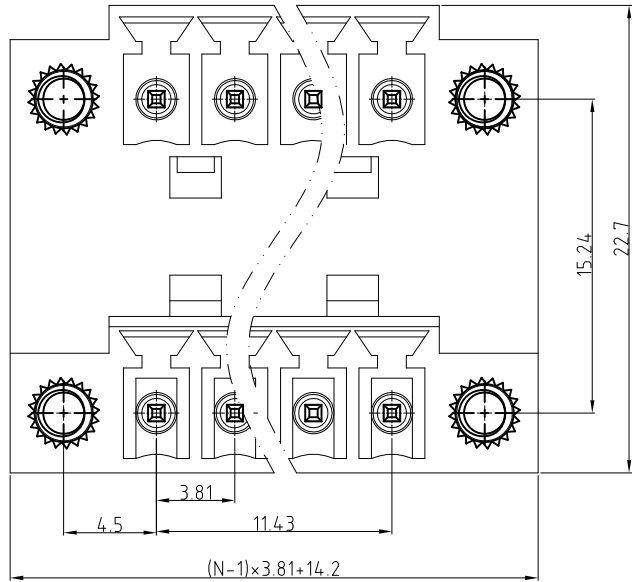
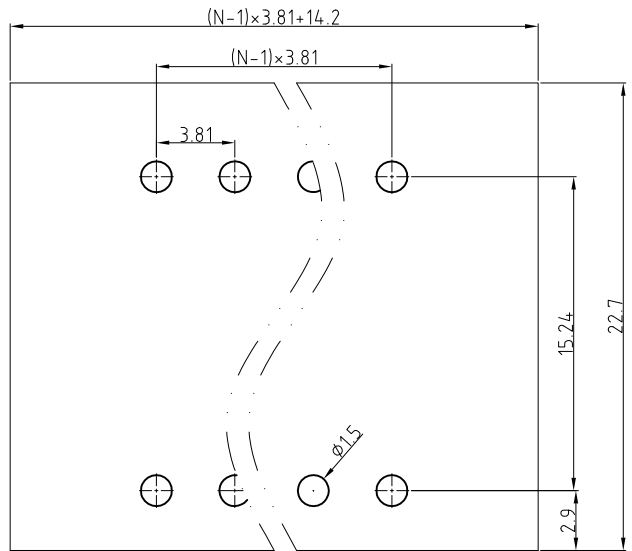


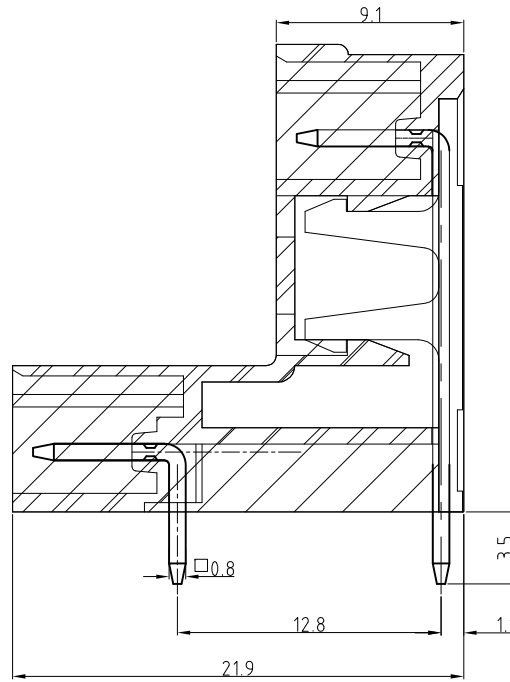
Transfer or duplication of this document as well as the utilisation or communication of its content are not permitted unless express consent is granted. Violations give rise to claims for damages. All rights reserved in case of patent, utility model or design patent registrations.



N=Number of contacts



PCB. LAYOUT



Technical Data:  
 Electrical  
 Pitch: 3.81mm  
 Voltage rating: 300V  
 Current rating: 12 Amps  
 Withstanding Voltage: 2500VAC(1min)  
 Mechanical:  
 Operating temperature: -40°C to +105°C  
 Soldering temperature  
 Temperature= 250°C±10°C /5 seconds max  
 Safety approval:   
 RoHS Compliance

Part No.:

**OSTVOXX3251**

No. of Poles	COLOR
02 2 Poles	0: Black
03 3 Poles	2: Red
... ..	3: Orange
24 24 Poles	4: Yellow
	5: Green (Standard)
	6: Blue
Nonstandard colors Mins could apply	8: Grey

5	Flange nut	Copper Alloy			2
4	short Pin	Copper Alloy		Tin plated	1xN
3	Long Pin	Copper Alloy		Tin plated	1xN
2	Cover	PA66-30%GF UL94V			1
1	Body	PA66-30%GF UL94V			1
ITEM	NAME OF PART	MATERIAL		NOTES	Q"TY
DWG.	DATE	UNITS:	MM	SHEET: 1 OF 1	Tolerance
CHK.	DATE	SCALE:	NONE 4:1 ( : )	REV.: A	X. ±0.50
APP.	DATE	TITLE:	OSTVO SERIES 3.81MM WITH FLANGE RIGHT ANGLE		X.XX ±0.30
		PART NO.	OSTVOXX3251		X° ±1°
		DWG NO.	OSTVOXX3251.DWG		

REV	△	DESCRIPTION	CHK.	DATE



ON-SHORE TECHNOLOGY, INC.