

PRODUCT SPECIFICATION

Part Number
PL314C-1YR3YG120113

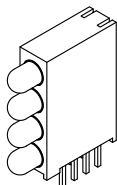
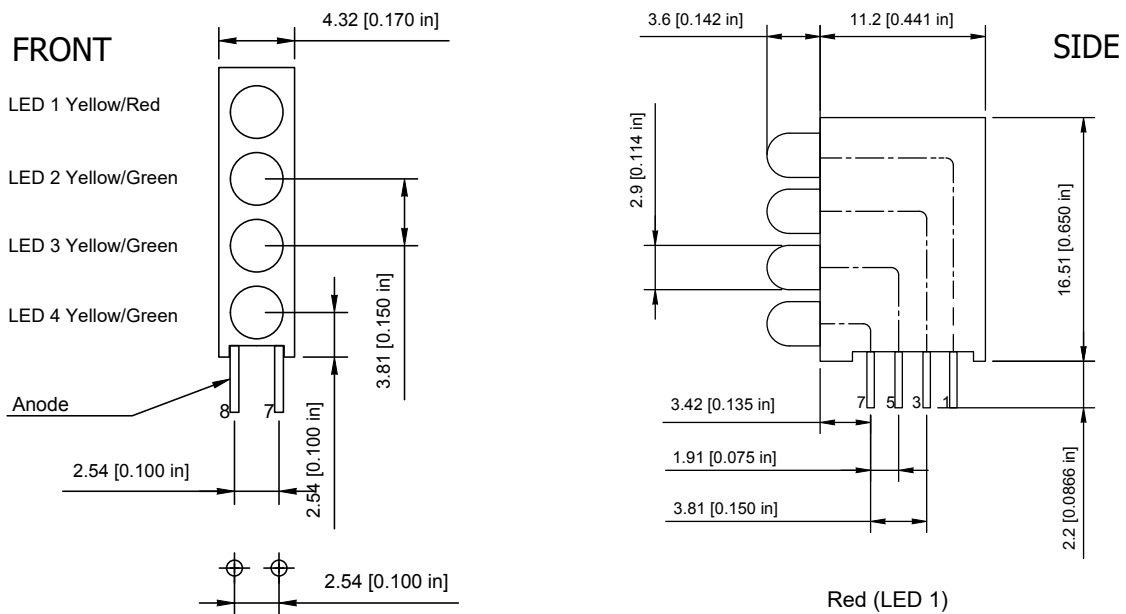
Details

- 3mm Quad-Level CBI LED
- Bi-Color Yellow/Red & Yellow/Green Emitting
- Housing material Nylon 66 UL94V-0
- White Diffused lens

Features

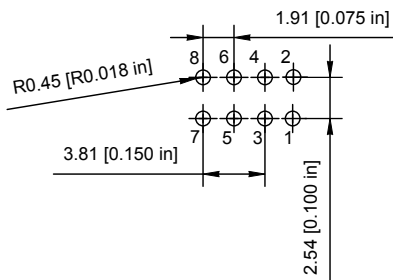
- RoHS Compliant
- Space saving Circuit Board Indicator
- Rugged and Durable

Mechanical Dimensions

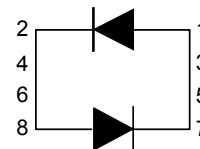


SCALE 4: 1

Recommended Hole Pattern



Red (LED 1)
Green (LED 2~4)



Yellow (LED 1)
Yellow (LED 2~4)

3,5,7: Yellow Cathode
4,6,8: Green Cathode
1: Yellow Cathode
2: Red Cathode

Notes:

1. All dimensions are in millimeters unless otherwise noted
2. Tolerance is ± 0.25 mm unless otherwise noted
3. Specifications subject to change without notice



Device Selection Guide

Part Number	Housing Material	Chip			LED Lens Type
		Chip No.	Material	Emitting Color	
PL314C-1YR3YG120113	Nylon 66 UL94-0	R12	GaAsP/GaP	Orange-Red	White Diffused
		G13	GaP/GaP	Green	
		Y01	GaAsP/GaP	Yellow	

LED Absolute Maximum Ratings at Ta=25 °C

Parameter	Symbol	Rating	Unit
Power Dissipation	Pd	Red 78	mW
		Green 78	
		Yellow 78	
Reverse Voltage	VR	5	V
DC Forward Current	IF	30	mA
Reverse (Leakage) Current	Ir	100	μA
Peak Current (duty cycle 1/10, 1KHz)	IPF	100	mA
Operating Temperature	Topr	-40~+85	°C
Storage Temperature	Tstg	-40~+100	°C
Soldering Temperature (1.6mm from body)	Tsol.	Dip Soldering : 260°C for 5 sec. Hand Soldering : 350°C for 3 sec.	

LED Electrical and Optical Characteristics at Ta=25 °C

Parameter	Symbol	Color	Min.	Typ.	Max.	Unit	Condition	
Luminous Intensity	Iv	Red	8.0	14.0	--	mcd	IF=20mA	
		Green	7.0	12.0	--			
		Amber	4.2	10.0	--			
Forward Voltage	Vf	Red	--	2.1	2.6	V		
		Green	--	2.1	2.6			
		Amber	--	2.1	2.6			
Peak Wavelength	λp	Red	--	642	--	nm		
		Green	--	567	--			
		Amber	--	585	--			
Dominant Wavelength	λd	Red	--	629	--			
		Green	--	572	--			
		Amber	--	590	--			
Reverse (Leakage) Current	Ir	--	--	--	50		μA	Vr=5V
Viewing Angle	2θ1/2	--	--	55	--		--	deg
Spectrum Line Halfwidth	Δλ	Red	--	35	--	nm	IF=20mA	
		Green	--	30	--			
		Amber	--	35	--			

Notes: 1. Tolerance of Luminous Intensity is ±15%
 2. Tolerance of Forward Voltage is ±0.1V
 3. Tolerance of Dominant Wavelength is ±1nm



PL314C-1YR3YG120113 Customer Approval Signatures

Approved By	Signature	Date	Notes/Remarks

Record of Revisions

Rev.	Comments	Page	Date
0	Released Spec	--	05/19/21