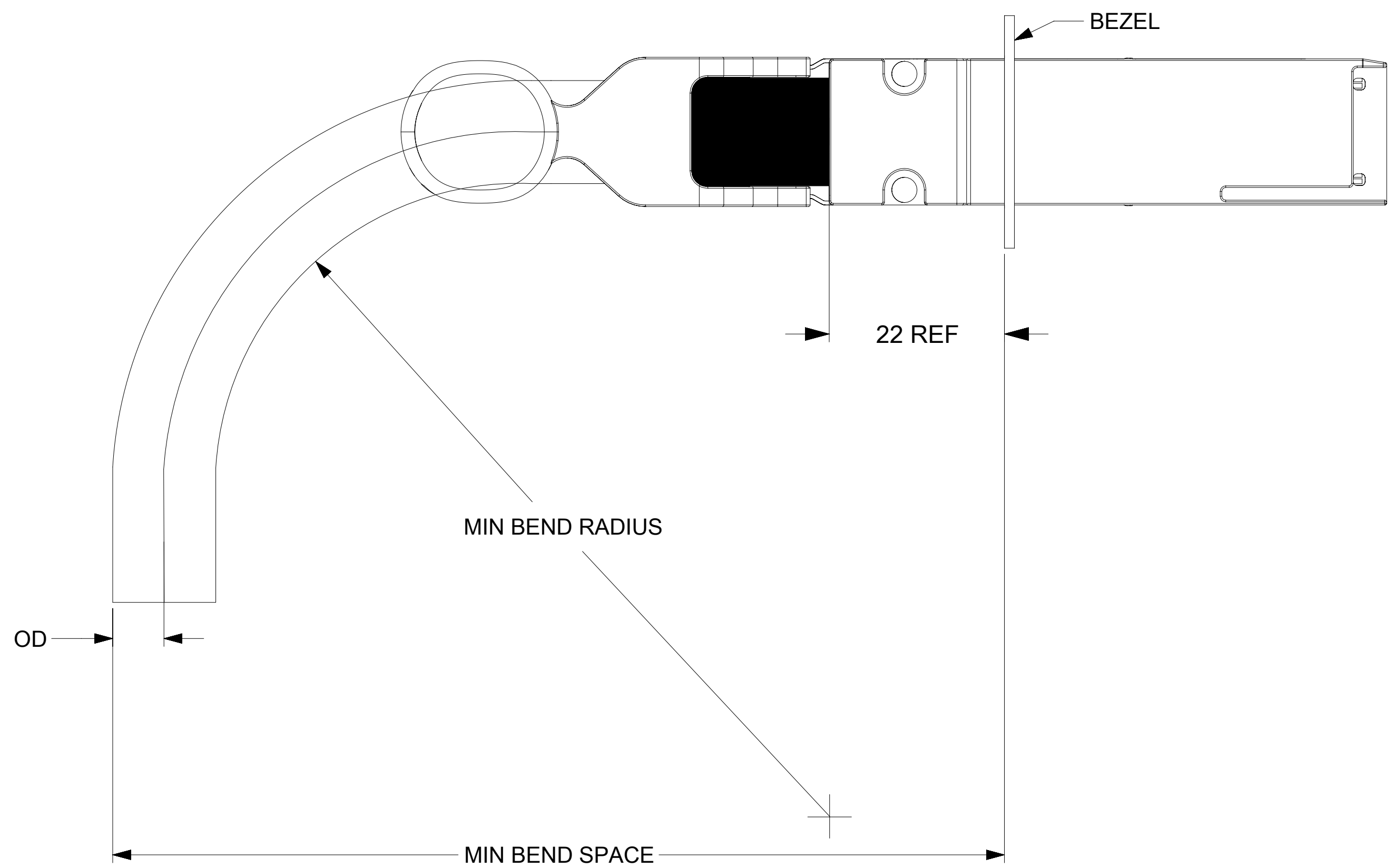


- NOTES:
- CABLE LENGTH DEPENDS ON WIRE GAUGE, DATA RATE, AND HOST BOARD DRIVER CAPABILITIES
 - MATERIALS:
 BACKSHELLS - ZINC DIE CAST WITH BRIGHT NICKEL PLATING
 DELATCH - STAINLESS STEEL WITH OVERMOLDED NYLON
 RAW CABLE JACKET- PVC
 RIVETS - STAINLESS STEEL
 - IMPEDANCE - 100 OHMS DIFFERENTIAL
 - 'P1' LABEL REQUIRED ON zQ END, 'P2' & 'P3' LABELS REQUIRED ON BOTH 2zQ ENDS
 - RoHS COMPLIANT, NO EXEMPTIONS

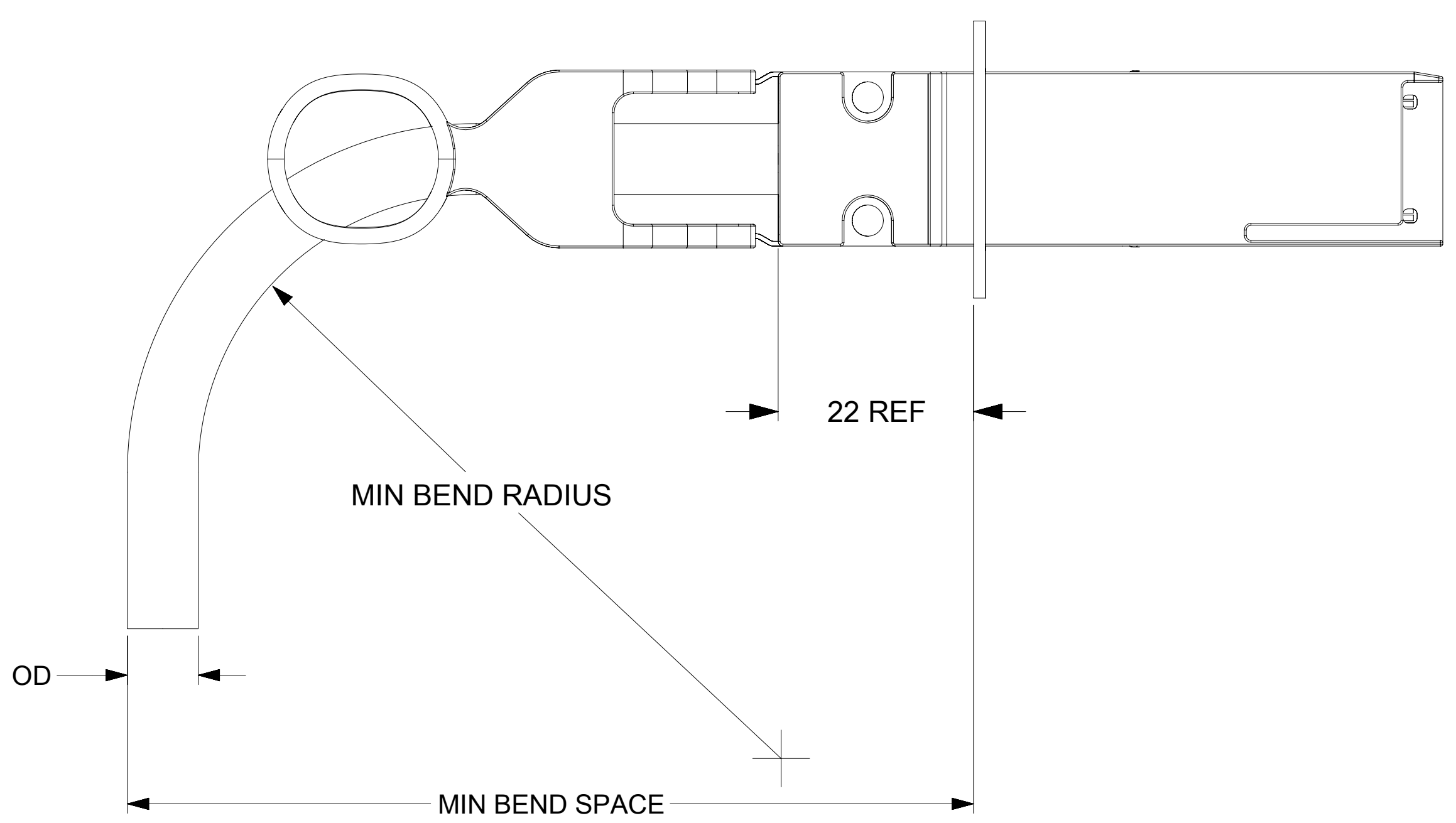
FUNCTIONAL SYMBOLS $\nabla_A = 0$ $\nabla_C = 0$ $\nabla_P = 0$ DIVISIONAL SYMBOLS	THIS DRAWING CONTAINS INFORMATION THAT IS PROPRIETARY TO MOLEX ELECTRONIC TECHNOLOGIES, LLC AND SHOULD NOT BE USED WITHOUT WRITTEN PERMISSION		CURRENT REV DESC: REPLCED SMALL HOLE WITH BIG HOLE PULL TAB		
	mm	SCALE 2:1	EC NO: 685509		
	GENERAL TOLERANCES (UNLESS SPECIFIED)		DRWN: VITTAD 2021/11/04		
	ANGULAR TOL ± 1.0°		CHK'D: ADITHK 2021/11/15		
4 PLACES ±		APPR: MGARRISON 2021/11/16		PRODUCT CUSTOMER DRAWING	
3 PLACES ±		INITIAL REVISION:		DOCUMENT NUMBER	
2 PLACES ± 0.13		DRWN: SJKG 2017/09/08		2058991052	
1 PLACE ± 0.25		APPR: EMEDINA02 2017/11/22		DOC TYPE DOC PART REVISION	
0 PLACES ±		DRAFT WHERE APPLICABLE MUST REMAIN WITHIN DIMENSIONS		PSD 000 C	
		THIRD ANGLE PROJECTION		MATERIAL NUMBER CUSTOMER	
		D-SIZE 205899		SEE P/N TABLE GENERAL MARKET	
				SHEET NUMBER	
				1 OF 3	

DOCUMENT STATUS	P1	RELEASE DATE	2021/11/16	14:03:19
-----------------	----	--------------	------------	----------

CABLE BEND RADIUS

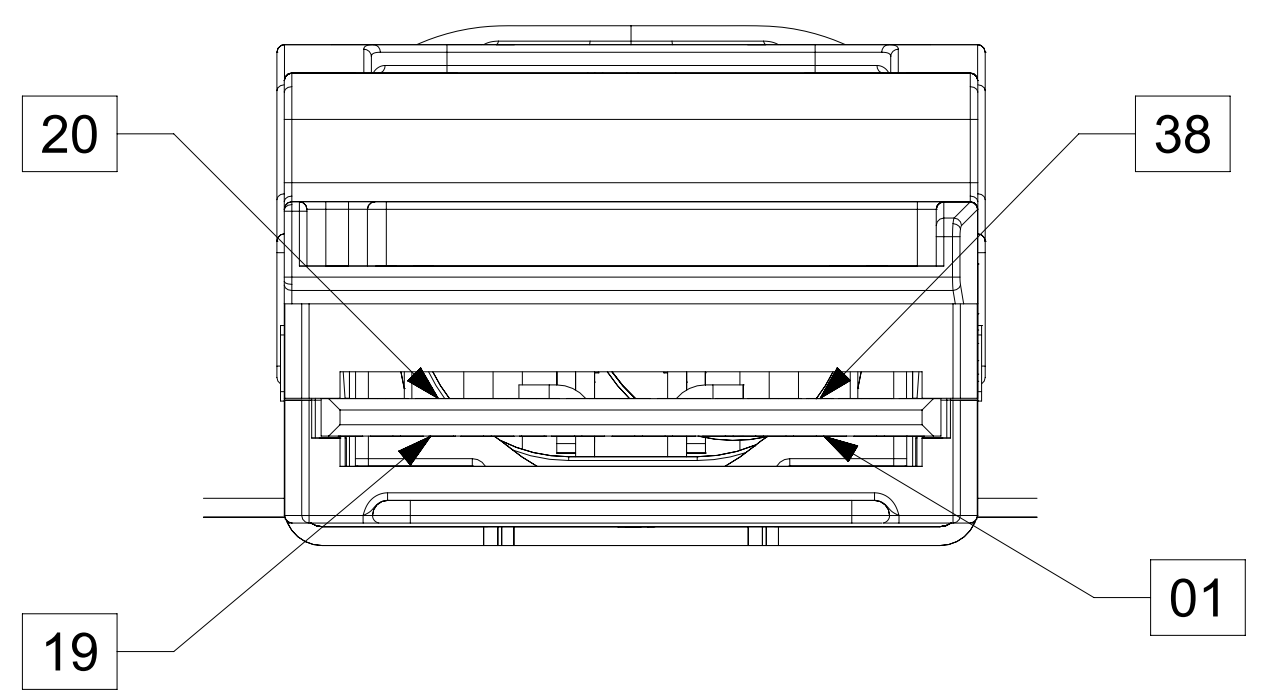


CABLE AWG	MINIMUM BEND RADIUS (mm)	MINIMUM BEND SPACE (mm)
30	29	63
26	46	75



CABLE AWG	O.D (mm)	MINIMUM BEND RADIUS (mm)	MINIMUM BEND SPACE (mm)
30	5.89	29	57
26	7.62	38	67

PINOUT



LOW SPEED SIGNALS P1, P2 & P3

PAD	SIGNAL
08	ModSelL
09	ResetL
10	VccRx
11	SCL
12	SDA
27	ModPrsL
28	IntL
29	VccTx
30	Vcc1
31	LPMoDe

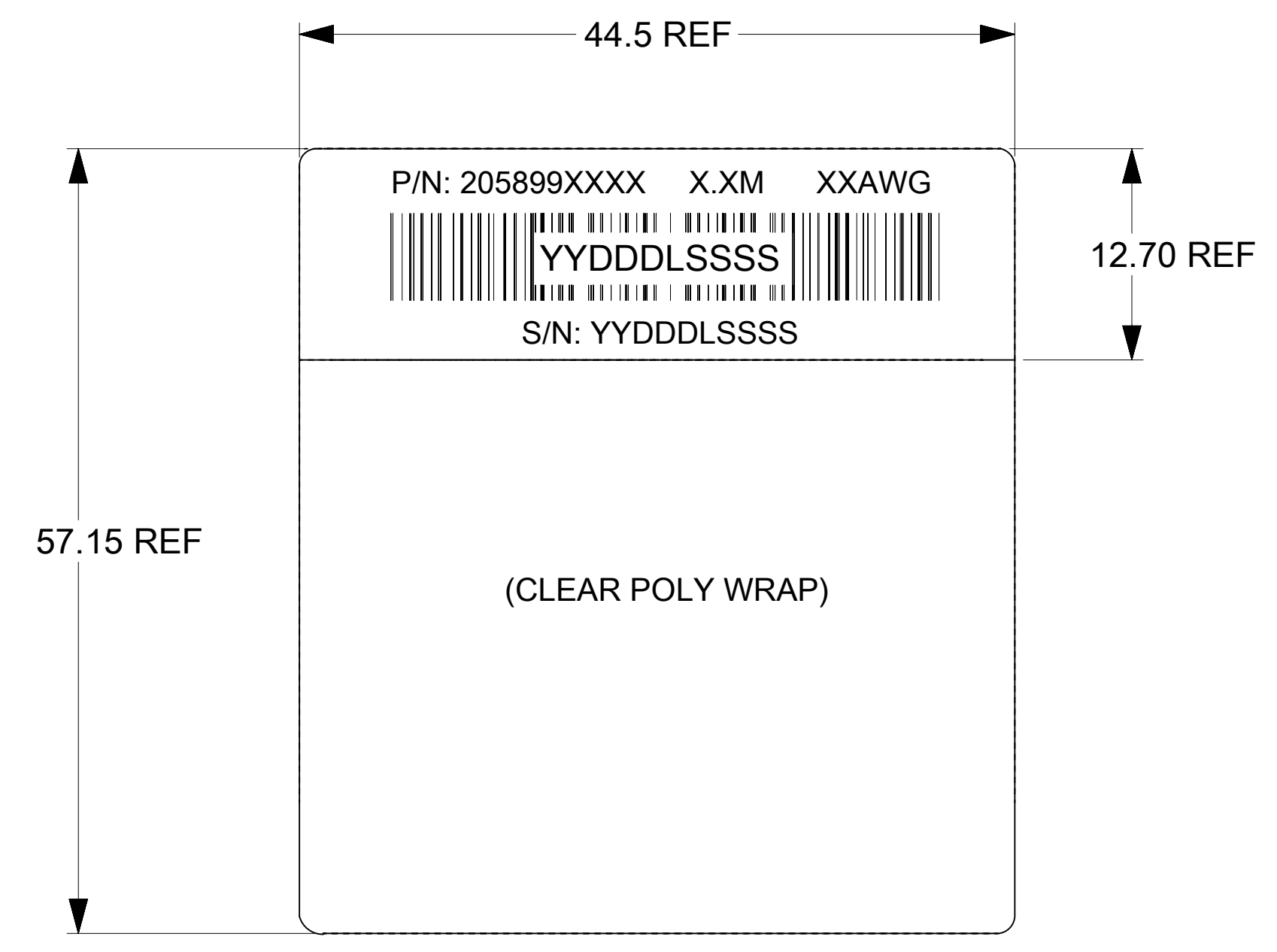
WIRING DIAGRAM

QSFP P1		QSFP		
PAD	SIGNAL	SIGNAL	PAD	PLUG
38	GND	GND	19	P2
37	TX1-	Rx1-	18	
36	TX1+	Rx1+	17	
35	GND	GND	16	
19	GND	GND	38	
17	RX1+	Tx1+	36	
18	RX1-	Tx1-	37	
16	GND	GND	35	
01	GND	GND	20	
02	TX2-	Rx2-	21	
03	TX2+	Rx2+	22	
04	GND	GND	23	
20	GND	GND	01	P3
22	RX2+	Tx2+	03	
21	RX2-	Tx2-	02	
23	GND	GND	04	
35	GND	GND	19	
34	TX3-	Rx1-	18	
33	TX3+	Rx1+	17	
32	GND	GND	16	
16	GND	GND	38	
13	GND	GND	35	
14	RX3+	Tx1+	36	
15	RX3-	Tx1-	37	
04	GND	GND	20	
05	TX4-	Rx2-	21	
06	TX4+	Rx2+	22	
07	GND	GND	23	
23	GND	GND	01	
26	GND	GND	04	
25	RX4+	Tx2+	03	
24	RX4-	Tx2-	02	

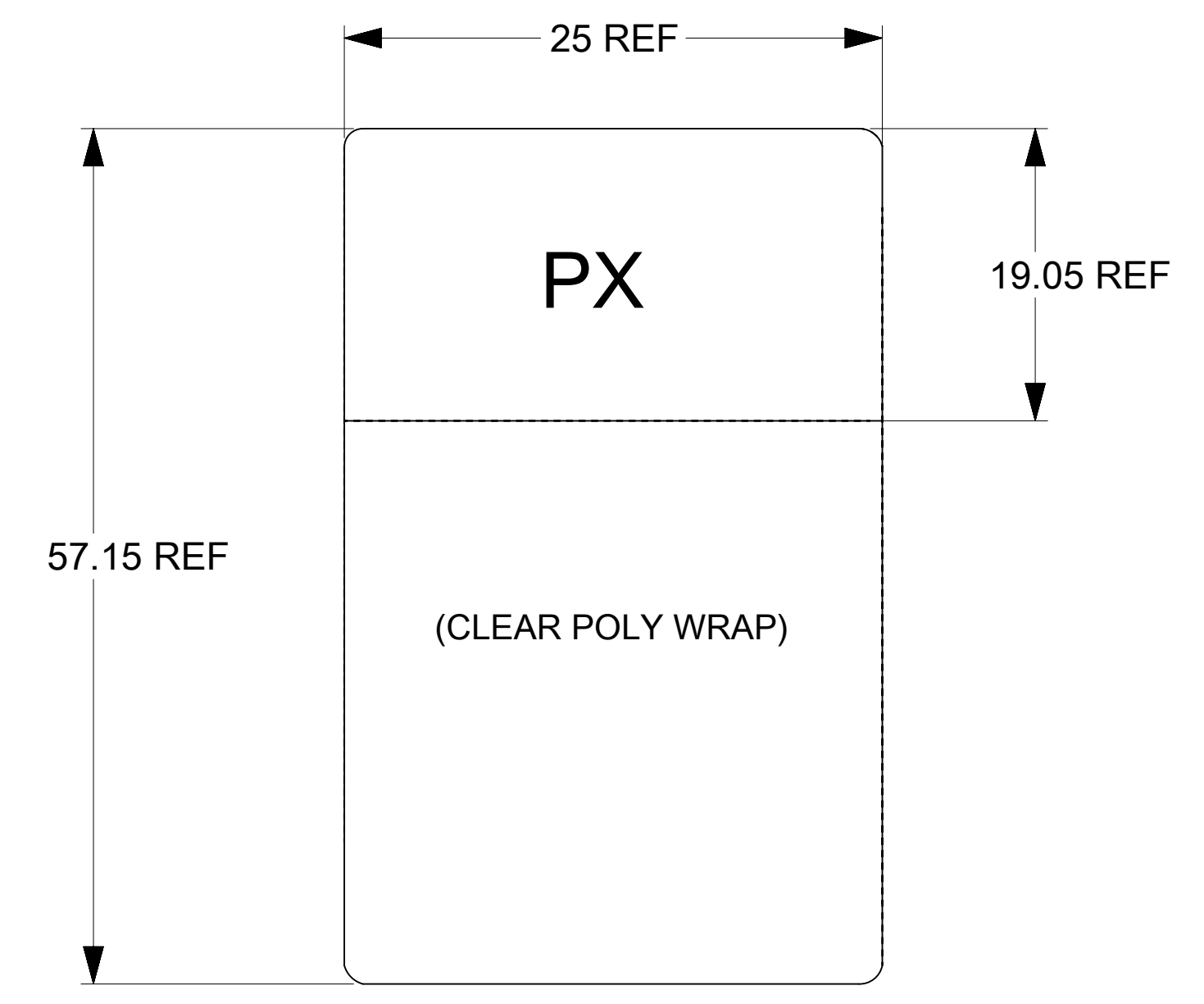
QSFP+ PADS 1, 4, 7, 13, 16, 19, 20, 23, 26
32, 35 AND 38 ARE GND

FUNCTIONAL SYMBOLS FA = 0 FE = 0 FP = 0	THIS DRAWING CONTAINS INFORMATION THAT IS PROPRIETARY TO MOLEX ELECTRONIC TECHNOLOGIES, LLC AND SHOULD NOT BE USED WITHOUT WRITTEN PERMISSION		CURRENT REV DESC: REPLCED SMALL HOLE WITH BIG HOLE PULL TAB		
	DIMENSION UNITS: mm SCALE: 2:1	GENERAL TOLERANCES (UNLESS SPECIFIED) ANGULAR TOL ± 1.0°		EC NO: 685509 DRWN: VITTAD 2021/11/04 CHK'D: ADITHK 2021/11/15 APPR: MGARRISON 2021/11/16	
	DIVISIONAL SYMBOLS 4 PLACES ± 3 PLACES ± 2 PLACES ± 0.13 1 PLACE ± 0.25 0 PLACES ±	DRAFT WHERE APPLICABLE MUST REMAIN WITHIN DIMENSIONS		INITIAL REVISION: DRWN: SJKG 2017/09/08 APPR: EMEDINA02 2017/11/22	
	DRAFT WHERE APPLICABLE MUST REMAIN WITHIN DIMENSIONS		THIRD ANGLE PROJECTION	DRAWING: D-SIZE SERIES: 205899 MATERIAL NUMBER: SEE P/N TABLE CUSTOMER: GENERAL MARKET	
DOCUMENT STATUS: P1 RELEASE DATE: 2021/11/16 14:03:19		DOCUMENT NUMBER: 2058991052 DOC TYPE: PSD DOC PART: 000 REVISION: C		SHEET NUMBER: 2 OF 3	

LABEL DETAILS



END LABEL



MOLEX P/N	LENGTH(M)	TOL.(M)	AWG	RAW CABLE
2058991052	0.5	0.05	30	TEMPFLEX
2058991102	1.0	0.05	30	
2058991152	1.5	0.08	30	
2058991202	2.0	0.08	30	
2058993102	1.0	0.05	26	
2058993152	1.5	0.08	26	
2058993202	2.0	0.08	26	
2058993252	2.5	0.08	26	
2058993302	3.0	0.08	26	

CABLES ASSEMBLIES BELOW 1M DOES NOT MEET ALL IEEE 802.3cd PARAMETERS

P/N: 205899XXXX - MOLEX PART NUMBER (SEE P/N TABLE)

X.XM - CABLE LENGTH IN METERS (EXAMPLES - 0.5M, 1.0M)

S/N: YYDDLSSSS - SERIAL NUMBER

YY - YEAR, THE LAST TWO DIGIT OF THE YEAR

DDD - DAY OF THE YEAR

L - LOCATION

1 - USA

2 - MEXICO

3 - CHINA

4 - PHILIPPINES

SSSS - SERIAL NUMBER (0001-9999)

'P2' & 'P3' LABELS REQUIRED ON BOTH 2zQ ENDS.

'P1' LABEL REQUIRED ON zQ END.

PX - P1/P2/P3 ENDS

FUNCTIONAL SYMBOLS $\nabla_A = 0$ $\nabla_C = 0$ $\nabla_P = 0$	THIS DRAWING CONTAINS INFORMATION THAT IS PROPRIETARY TO MOLEX ELECTRONIC TECHNOLOGIES, LLC AND SHOULD NOT BE USED WITHOUT WRITTEN PERMISSION	CURRENT REV DESC: REPLCED SMALL HOLE WITH BIG HOLE PULL TAB					
	DIMENSION UNITS: mm	SCALE: 1:1	EC NO: 685509				
	GENERAL TOLERANCES (UNLESS SPECIFIED)		DRWN: VITTAD 2021/11/04		ZQSFP+ TO 2X ZQSFP+ 56G_PAM4 CABLE ASSEMBLY		
	ANGULAR TOL $\pm 1.0^\circ$		CHK'D: ADITHK 2021/11/15				
DIVISIONAL SYMBOLS 4 PLACES \pm 3 PLACES \pm 2 PLACES ± 0.13 1 PLACE ± 0.25 0 PLACES \pm	INITIAL REVISION:		DRWN: SJKG 2017/09/08		PRODUCT CUSTOMER DRAWING		
	DRAFT WHERE APPLICABLE MUST REMAIN WITHIN DIMENSIONS		APPR: EMEDINA02 2017/11/22				
	THIRD ANGLE PROJECTION		DRAWING		DOCUMENT NUMBER: 2058991052 DOC TYPE: PSD DOC PART: 000 REVISION: C		
	D-SIZE		SERIES: 205899				
MATERIAL NUMBER: SEE P/N TABLE		CUSTOMER: GENERAL MARKET		SHEET NUMBER: 3 OF 3			